




Product Guide

- Easy to install
- Lacquered
- Real oak veneer
- Rounded front nosing

Home improvement product solutions
Available from your local distributors

Give your walls the wow factor with our quick and easy to fit Wall Panels Kits and Acoustic Slat Wall Panels



Smoked Oak Acoustic Slat Wall Panel (WPKT11) - Page 32



Traditional Shaker Wall Kit (WPKT6) - Page 27

Welcome to our Product Guide

The Cheshire Mouldings range offers everything the professional installer needs to complete stunning home improvement projects with ease.

In this guide, you'll find all of our new stairparts, designs and finishes. Our Reflections and Iron ranges are available in ready-to-paint pine to offer more choice and value to you and your customers. Plus, we've added more of the popular Wall Panel Kits and Acoustic Panels, the perfect DIY solution for a house refurbish.

Our fitting instructions and videos have been developed by installers to provide everything you need to complete almost any installation. Simply scan the QR codes and start building.

How to navigate

- ↑
[Previous Page](#)
- ↑
[Home Page](#)
- ↑
[Next Page](#)



Sign up for our NEW Trade App



The App benefits from great features

- ☞ Place orders 24/7
- ☞ Search, scan and browse products from our full catalogue
- ☞ Create favourites and build shopping lists
- ☞ Check stock levels
- ☞ Receive the latest discounts and special promotions
- ☞ View your customer specific pricing
- ☞ Explore our media library
- ☞ All from your mobile or tablet device

Please note: While care is taken to match our engineered timber products, timber is a natural product and the colour, grain and structure can vary.

Our product range

Wall Panelling

- Wall Panel Kits
- Acoustic Slat Wall Panels
- Loose Wall Slats
- Primed Picture Rail Shelf

Mouldings

- Angles
- Architrave & Skirting
- Covers & Coving
- Decorative
- Dowel
- Glass Bead
- Quadrant
- Scotia
- Stripwood
- Large Section Primed Mouldings
- Miscellaneous
- Aluminium & PVC

Handy Packs

- PSEs
- Sawn & Treated
- Skirt & Arc

Sheet Materials

- MDF
- Melamine Board
- Chipboard
- Hardboard
- OSB
- Plywood

Stairparts

Contemporary

- Reflections
- Iron

Benchmark

- Benchmark Twist
- Benchmark Pine
- Benchmark Hemlock
- Benchmark Oak
- Benchmark White Primed

Warwick

- Warwick Oak

Handrails

- Rail in a Box
- Wall Mounted Handrails

Stairklad

- Stairklad

Joinery

- Porches & Gallows
- Softwood EGP Boards

Decking

CoreDeck

- Stop Chamfered Softwood
- Turned Softwood
- Square Softwood
- American Softwood

Iron

- Tuscany
- Traditional

ClearDeck

- Clear Deck Softwood

LouvreDeck

- Square Deck Domestic
- Square Deck Domestic Light Commercial

Accessories

-

Your guide to the symbols used in this brochure

Throughout this guide, you'll notice symbols to help you plan a project based on difficulty level and budget. The thumb symbol gives you an idea of the level of skill required to install each range. One thumb indicates the easiest items to fit for a competent DIYer. While three thumbs is ideally suited to a skilled tradesman. The pound symbol shows the estimated cost at Recommended Retail Price for a 12-tread staircase and for a 1.8 metre run of decking. All prices correct at the time of going to print. Prices include VAT.

Installation guide

Wall mounted handrail Competent DIYer	Benchmark, Reflections & Iron Competent DIYer / Skilled tradesman	Continuous Handrail Mortise & Tenon Skilled tradesman

Budget guide

Under £250	£500 - £1000	£1500 - £2000
£250 - £500	£1000 - £1500	

Acoustic Slat Wall Panels

Add an air of luxury and softness to any room. These acoustic slat wall panels deliver a dynamic backdrop which stifle sound, not your creativity. Representing the latest trend in interior design they can be used as feature walls or intricate ceiling designs.

We're here to help you


Our team of advisors are there to help and give you peace of mind.

freephone
0800 085 3475


WPKT12 - Walnut
Acoustic Slat Wall Panel



WPKT8 - Dark Grey
Acoustic Slat Wall Panel



WPKT9 - Light Oak
Acoustic Slat Wall Panel



The timeless beauty of real wood oak veneer on an MDF core

Enjoy the peace with high level sound absorption as standard

Quick and easy to install saving time and money

Bring both commercial and residential interiors to life

Eco-friendly solid back panel made from recycled materials



WPKT11 - Smoked Oak
Acoustic Slat Wall Panel



WPKT1 - Dado
Wall Panel Kit

Wall Panel Kits


Give your walls the wow factor with our quick and easy to fit wall panels

Add style, depth, and texture to your home with our collection of wall panelling kits. Adding internal wall panelling is a great way of creating a contemporary, decorative statement or feature wall in your home.

We're here to help you

Our team of advisors are there to help and give you peace of mind.


freephone
0800 085 3475




WPKT4 - MDF
Wall Panel Kit



WPKT5 - Slim Dado
Wall Panel Kit




WPKT2 - Modern
Wall Panel Kit



WPKT3 - Shaker
Wall Panel Kit



WPKT6 - Traditional Shaker
Wall Panel Kit



WPKT7 - Tongue and Groove
Wall Panel Kit

Iron

The timeless luxury of classic materials and modern design

In our Iron collection you'll find stair parts that balance the timeless luxury of classic materials such as oak and Iron with versatile modern designs to fit any home. Well engineered and easy to install, these strong staircases can be painted and tailored to complement your decoration.

We're here to help you

Our team of advisors are there to help and give you peace of mind.

freephone
0800 085 3475

NEW Pine – ready-to-paint range NEW


Pine - ready-to-paint gives you the power to choose the perfect colour to compliment the look and feel of your home.



Post to post.



Over the post.




Simple installation with pre-drilled base and handrails.



Spindle Options

Straight

A simple yet elegant design that creates a modern feel and will add style to any staircase and home.



Orb

Modernise your staircase with this contemporary rounded Black Orb design.




Marbury

Iron Marbury is a traditional elegant design which combines perfectly with oak timber.



Wavy

The Wavy collection creates a unique and elegant staircase.



Coming Soon

Geo

The Geo design creates a striking statement in any hallway.



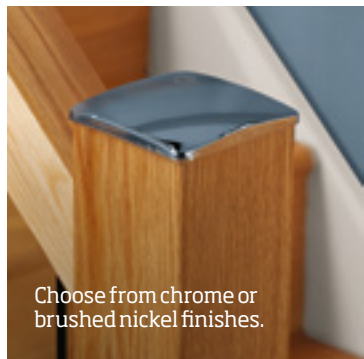
Ovo

Add a delicate touch with Ovo's soft curves and gentle lines.







Toughened safety glass tested to BSEN12150.



Choose from chrome or brushed nickel finishes.



Over the Post with metallic connectors.



New Glass Panel Sizes.

Reflections

Traditional oak combined with glass

The Reflections range delivers wonderful aesthetic beauty with functional toughened glass. A modern staircase, with a new over the post design.

We're here to help you

Our team of advisors are there to help and give you peace of mind.

**freephone
0800 085 3475**

NEW Pine – ready-to-paint range **NEW**

Choose the perfect colour to compliment the look and feel of your home.




New Glass Panel Sizes for greater flexibility when spacing and easier fitting.


Handrails

The perfect finishing touch


Our range of wall mounted handrails come with a selection of end caps and brackets, which are the perfect addition to any staircase. Available in three wood finishes for handrails and four finishes of brackets and end caps.



Pine.



Oak - Modern square design.



White Primed.

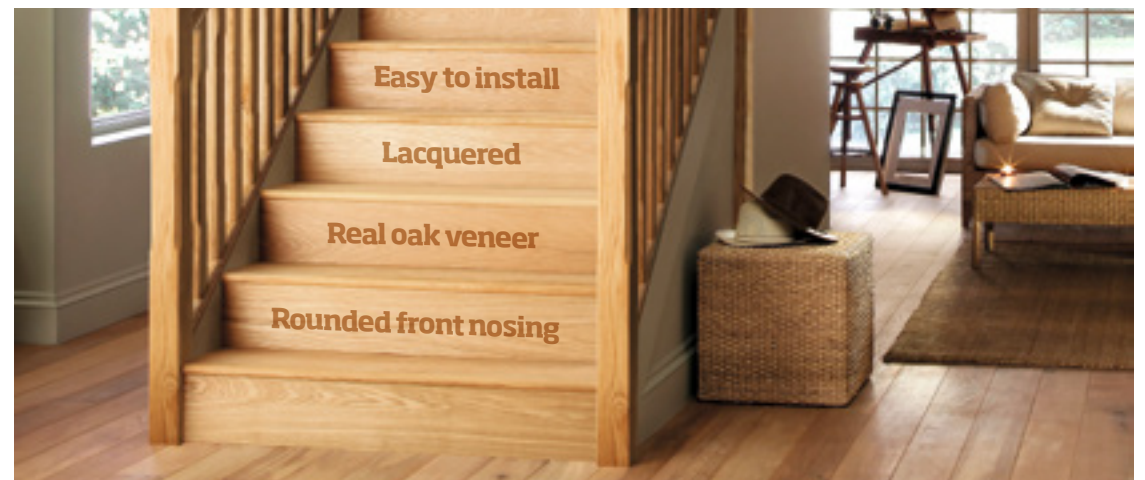
Three end cap options short, medium and filigree. End caps available in black, brass or chrome effect.



Stairklad

Premium Oak cladding

The perfect solution to transform the look of your existing staircase into an Oak masterpiece. The premium cladding is engineered from the very best kiln dried timbers, ensuring the highest quality standards every time. It's lacquered and easy to install.



Benchmark



Twist - Pine & Oak

The Benchmark Twist design combines both traditional and contemporary styles in one elegant piece of timber, the expertly crafted 90 degree twist design will transform and enhance any staircase.

NEW Pine – ready-to-paint range **NEW**




NEW Twist newel post




Benchmark

Turned - Pine

With a range of pine components from Turned and Stop Chamfered to Edwardian and Barley Twist, the Pine range of Benchmark are perfect for any home.



Also available in Square.



Also available in Stop Chamfered.



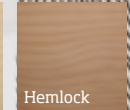
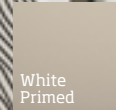
Benchmark

Stop Chamfered - Oak

From Benchmark Twist through to Stop Chamfered, Turned or Square, the Benchmark range allows you to design the perfect stairs for your home. Benchmark incorporates a full range of spindles and newel posts to suit any home.



Available in:

			
Oak	Pine	Hemlock	White Primed

Matching newel caps available in all finishes.



Also available in Turned.

Benchmark

Stop Chamfered - White

White Primed is already primed, so no need to treat and undercoat before painting, saving you time! Available in Stop Chamfered, Turned and Square.


Wall Panelling

- Wall Panel Kits 22
- Acoustic Slat Wall Panels 32
- Loose Wall Slats 36
- Primed Picture Rail Shelf 37



WPKT12 - Walnut Acoustic Slat Wall Panel - Page 34

Click here to see our **Interactive Wall Panel Collection Brochure**



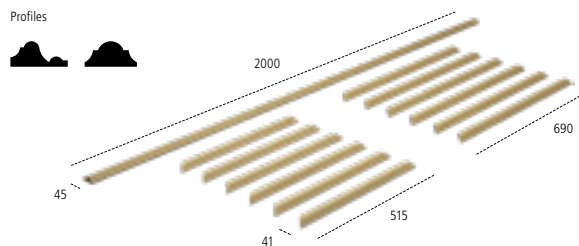


Dado Wall Kit (WPKT1)

Our Dado Wall Kits contain pre-mitred decorative mouldings. Ready to go straight on the wall. Saving you time and preventing unnecessary waste. Offering a bold timeless look in a quick and easy way. Each kit spans a width of 2 metres, purchase multiple kits for larger widths.

Each kit contains:

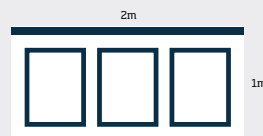
- 1 x 2m Decorative Dado
- 6 x 515mm Decorative Mouldings (pre-mitred)
- 6 x 690mm Decorative Mouldings (pre-mitred)
- All products unfinished Pine



Installation method

- Dado Wall Kit (WPKT1)

[Click for fitting instructions](#)



Approx coverage 2m² per pack

PLAN

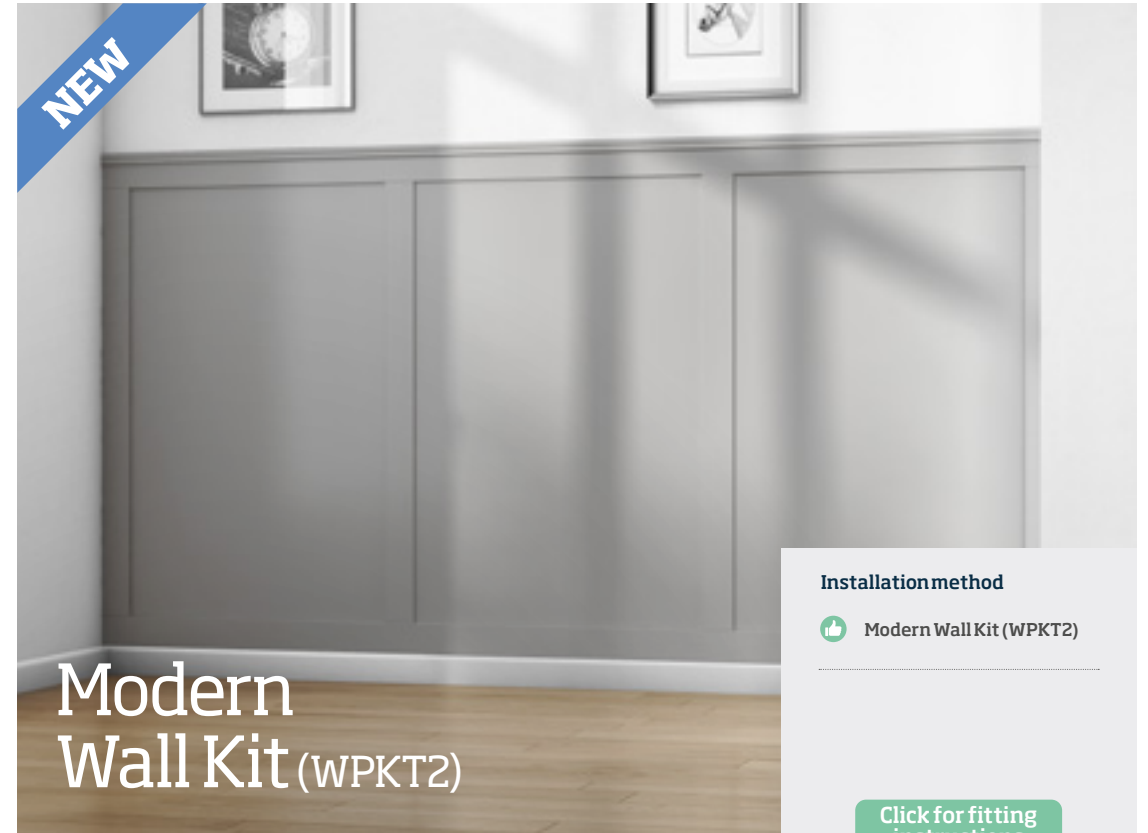
Visit our online planning service to help you and your customers.
cheshiremouldings.co.uk

CALL

Any questions? Please call our technical helpline:
Freephone 0800 085 3475

FIT

Find a comprehensive range of fitting guides at:
cheshiremouldings.co.uk




Modern Wall Kit (WPKT2)

Our Modern Wall Kit contains pre-cut slats with a decorative capping moulding. Ready to be fitted onto the wall straight out of the pack. Once painted it will offer a finished, clean look to any room. Each kit spans a width of 2 metres, purchase multiple kits for larger widths.

Each kit contains:

- 1 x 2m Decorative Capping Moulding
- 2 x 2m Horizontal Slats
- 4 x 900mm Vertical Slats
- All products MDF



Installation method

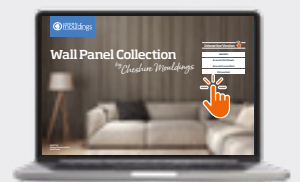
- Modern Wall Kit (WPKT2)

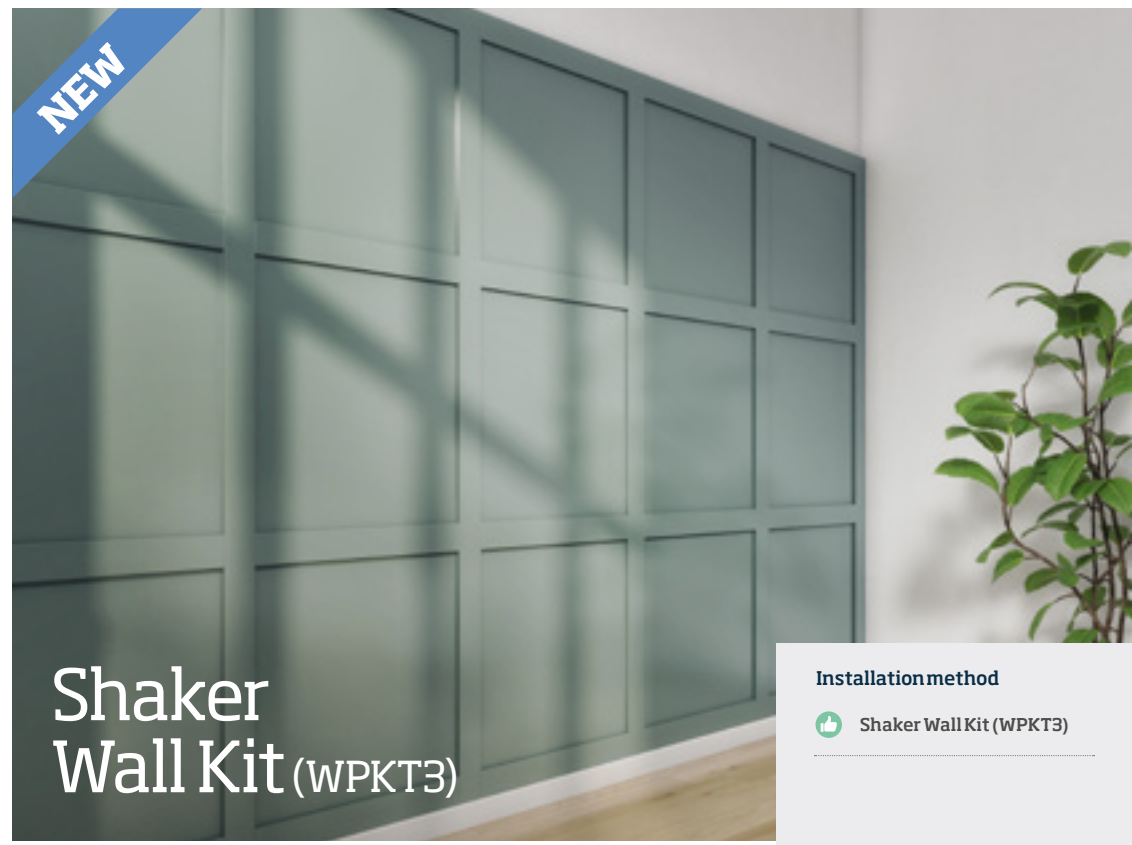
[Click for fitting instructions](#)



Approx coverage 2m² per pack

[Click here to see our Interactive Wall Panel Collection Brochure](#)






Shaker Wall Kit (WPKT3)

Our Shaker Wall Kit contains six 1.2m MDF strips. This classic style has become a modern staple. Offering a sense of depth and interest to any wall. Equally at home in a period home or a new build, this style can add character to any room. Each kit covers approximately 1.2m², purchase multiple kits to cover the area you need.

Each kit contains:

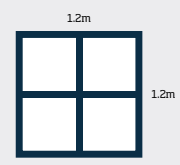
- 6 x 1.2m MDF Strips (63mm x 9mm)
- All products MDF



Installation method

- Shaker Wall Kit (WPKT3)

[Click for fitting instructions](#)



Approx coverage 1.44m² per pack

PLAN Visit our online planning service to help you and your customers. cheshiremouldings.co.uk

CALL Any questions? Please call our technical helpline: **Freephone 0800 085 3475**

FIT Find a comprehensive range of fitting guides at: cheshiremouldings.co.uk




MDF Wall Kit (WPKT4)

Our MDF wall kit contains six 1.2m MDF strips. These are slightly wider than the shaker kit. Offering a more rectangular wainscot style. It can also be paired with your decorative moulding of choice to fill out the panels. Allowing you to add your own character to the space. Each kit covers approximately 1.2m², purchase multiple kits to cover the area you need.

Each kit contains:

- 6 x 1.2m MDF Strips (97mm x 9mm)
- All products MDF

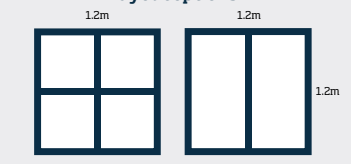


Installation method

- MDF Wall Kit (WPKT4)

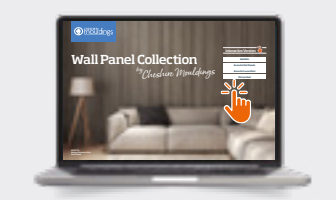
[Click for fitting instructions](#)

Layout options



Approx coverage 1.44m² per pack

[Click here to see our Interactive Wall Panel Collection Brochure](#)



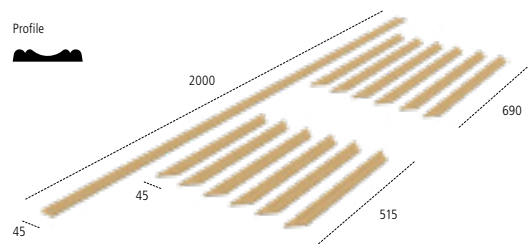


Slim Dado Wall Kit (WPKT5)

The Slim Dado wall kit is a classic and easy-to-install solution for adding character to your walls. With pre-mitred panels, there's no need for cutting, saving you time and reducing waste. Made from unfinished Pine, the Slim Dado provides a seamless finish, making it perfect for any room in your home.

Each kit contains:

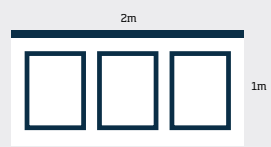
- 1 x 2m Decorative Dado
- 6 x 515mm Decorative Mouldings (pre-mitred)
- 6 x 690mm Decorative Mouldings (pre-mitred)
- All products unfinished Pine



Installation method

Slim Dado Wall Kit (WPKT5)

[Click for fitting instructions](#)



Approx coverage 2m² per pack

PLAN Visit our online planning service to help you and your customers. cheshiremouldings.co.uk

CALL Any questions? Please call our technical helpline: **Freephone 0800 085 3475**

FIT Find a comprehensive range of fitting guides at: cheshiremouldings.co.uk

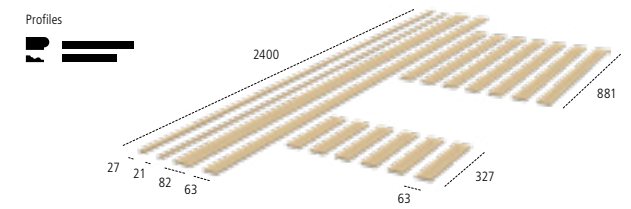


Traditional Shaker Wall Kit (WPKT6)

Easy to install and with no waste, this timeless Traditional Shaker Wall Kit will instantly update your home. With pre-cut panels made from high-quality MDF, there's no need for cutting, saving you time. This kit is a popular and on-trend solution for adding classic design to your walls.

Each kit contains:

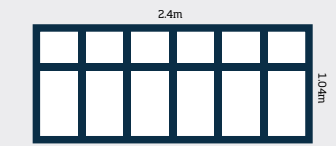
- 1 x 2.4m Decorative Capping Moulding
- 1 x 2.4m Decorative Face Moulding
- 1 x 2.4m Horizontal Top Strip (82 x 9mm)
- 1 x 2.4m Horizontal Bottom Strip (63 x 9mm)
- 7 x 881mm Vertical Strips (63 x 9mm)
- 6 x 327mm Horizontal Infill Strips (63 x 9mm)
- All products MDF



Installation method

Traditional Shaker Wall Kit (WPKT6)

[Click for fitting instructions](#)



Approx coverage 2.49m² per pack

[Click here to see our Interactive Wall Panel Collection Brochure](#)



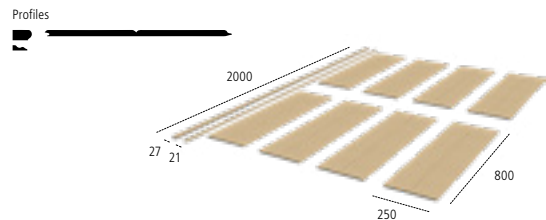


Tongue and Groove Wall Kit (WPKT7)

Looking to add some rustic charm to your space? Our Tongue and Groove Wall Kit is the perfect solution. This kit comes pre-cut and ready to install, with no waste. This kit is made from moisture resistant mdf so perfect for a bathroom make over.

Each kit contains:

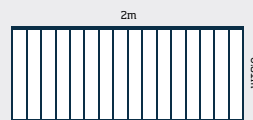
- 1 x 2m Decorative Capping Moulding
- 1 x 2m Decorative Face Moulding
- 8 x 800mm MDF Vertical Panels (250 x 9mm)
- All products made with moisture resistant MDF



Installation method

Tongue and Groove Wall Kit (WPKT7)

[Click for fitting instructions](#)



Approx coverage 1.62m² per pack

PLAN Visit our online planning service to help you and your customers.
cheshiremouldings.co.uk

CALL Any questions? Please call our technical helpline:
Freephone 0800 085 3475

FIT Find a comprehensive range of fitting guides at:
cheshiremouldings.co.uk




Bulk Shaker Panel Strips 63mm (WPKT19)

These Bulk Shaker Panel Strips are easy to install and can be used to achieve multiple wall panelling designs. Whether it's the modern shaker look or a more traditional shaker style or for simple DIY jobs these packs are a must have.

Each kit contains:

- 8 x 2.4m Moisture Resistant MDF Strips (63mm x 9mm)

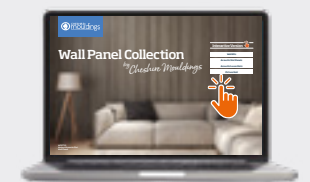


Installation method

Bulk Shaker Panel Strips 63mm (WPKT19)

[Click for fitting instructions](#)

Click here to see our **Interactive Wall Panel Collection Brochure**



NEW
Moisture Resistant MDF


Bulk Shaker Panel Strips 97mm (WPKT20)



These Bulk Shaker Panel Strips are easy to install and can be used to achieve multiple wall panelling designs. Whether it's the modern shaker look or a more traditional shaker style or for simple DIY jobs these packs are a must have.

Each kit contains:

- 8 x 2.4m Moisture Resistant MDF Strips (97mm x 9mm)



Installation method

 Bulk Shaker Panel Strips 97mm (WPKT20)

[Click for fitting instructions](#)

PLAN

Visit our online planning service to help you and your customers.
cheshiremouldings.co.uk

CALL

Any questions?
Please call our technical helpline:
Freephone 0800 085 3475

FIT

Find a comprehensive range of fitting guides at:
cheshiremouldings.co.uk

NEW

Quick and easy to install saving time and money

Bring both commercial and residential interiors to life

Eco-friendly solid back panel made from recycled materials


The timeless beauty of real wood oak veneer on an MDF core

Enjoy the peace with high level sound absorption as standard

Smoked Oak Acoustic Slat Wall Panel (WPKT11)

Add an air of luxury and softness to any room. These acoustic slat wall panels in Smoked Oak deliver a dynamic backdrop which stifle sound, not your creativity. Representing the latest trend in interior design they can be used as feature walls or intricate ceiling designs.

- Pack of 1
- Overall size - 2400 x 605 x 22mm
- Slat size - 2400 x 26 x 13mm



Installation method

Smoked Oak Acoustic Slat Wall Panel (WPKT11)

[Click for fitting instructions](#)




*Acoustic Slat Wall Panels may vary in colour due to the veneer being a natural product. Printed brochures will have variances in colour. Minimum order values apply.

NEW

Light Oak Acoustic Slat Wall Panel (WPKT9)

These striking acoustic slat wall panels in Light Oak break and absorb sound waves to create a stunning and tranquil space for you to relax. Use them to accent different walls and let the warmth of natural wood bring a touch of elegance to any design scheme.


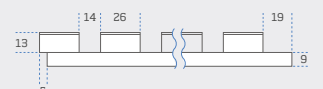
- Pack of 1
- Overall size - 2400 x 605 x 22mm
- Slat size - 2400 x 26 x 13mm



Installation method

Light Oak Acoustic Slat Wall Panel (WPKT9)

[Click for fitting instructions](#)



*Acoustic Slat Wall Panels may vary in colour due to the veneer being a natural product. Printed brochures will have variances in colour. Minimum order values apply.

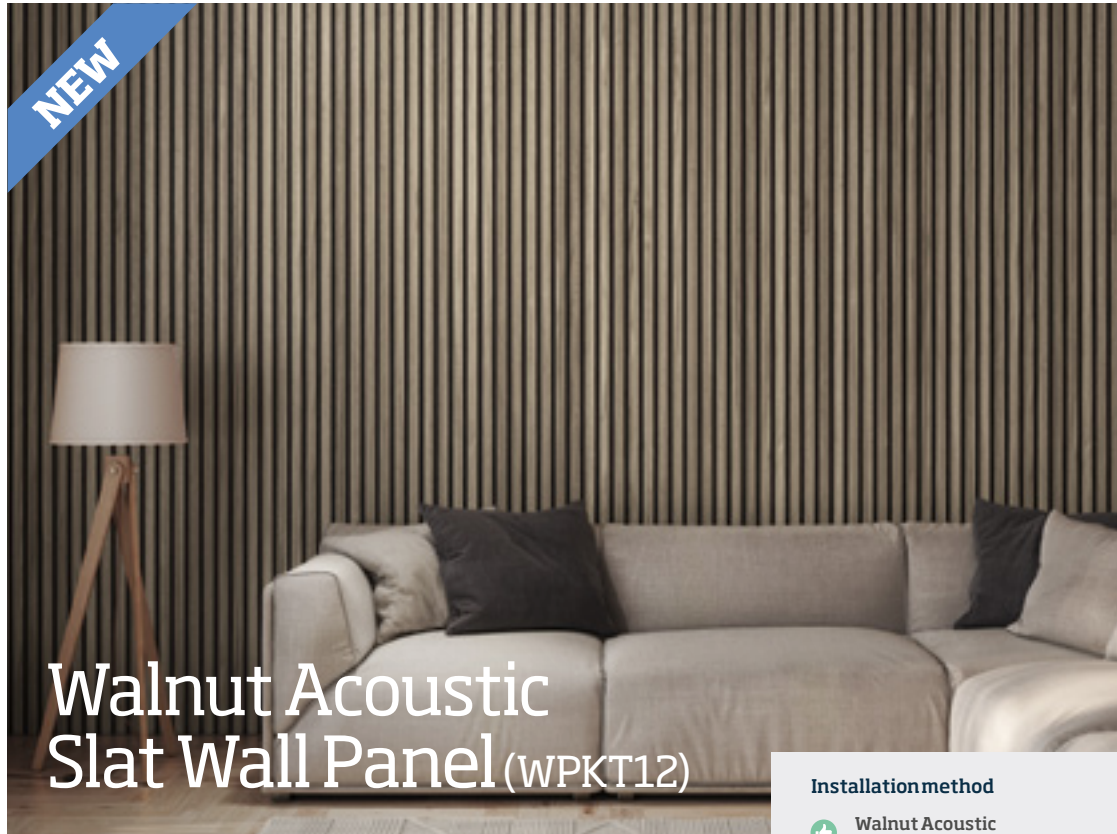
[Click here to see our Interactive Wall Panel Collection Brochure](#)



PLAN Visit our online planning service to help you and your customers. cheshiremouldings.co.uk

CALL Any questions? Please call our technical helpline: **Freephone 0800 085 3475**


FIT Find a comprehensive range of fitting guides at: cheshiremouldings.co.uk



Walnut Acoustic Slat Wall Panel (WPKT12)

Our acoustic slat wall panels in Walnut are a design classic - great for creating a touch of period glamour in modern homes. Keep the noise levels low with a high-level finish that helps to break up large spaces and quieten small rooms.

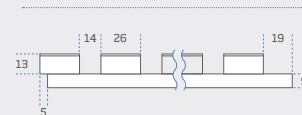
- Pack of 1
- Overall size - 2400 x 605 x 22mm
- Slat size - 2400 x 26 x 13mm



Installation method

Walnut Acoustic Slat Wall Panel (WPKT12)

[Click for fitting instructions](#)



[Click here to see our Interactive Wall Panel Collection Brochure](#)




*Acoustic Slat Wall Panels may vary in colour due to the veneer being a natural product. Printed brochures will have variances in colour. Minimum order values apply.



Dark Grey Acoustic Slat Wall Panel (WPKT8)

This popular Dark grey acoustic slat wall panel is the perfect solution to transform your room. Veneered on all three faces, this will create a stunning finish and also reduce noise levels.


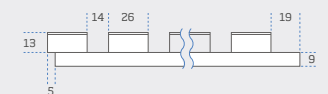
- Pack of 1
- Overall size - 2400 x 605 x 21mm
- Slat size - 2400 x 27 x 12mm



Installation method

Dark Grey Acoustic Slat Wall Panel (WPKT8)

[Click for fitting instructions](#)



*Acoustic Slat Wall Panels may vary in colour due to the veneer being a natural product. Printed brochures will have variances in colour. Minimum order values apply.

PLAN Visit our online planning service to help you and your customers. cheshiremouldings.co.uk

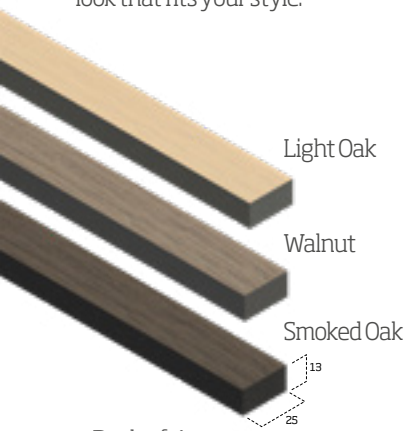
CALL Any questions? Please call our technical helpline: **Freephone 0800 085 3475**

FIT Find a comprehensive range of fitting guides at: cheshiremouldings.co.uk



Light Oak Loose Wall Slats 4 Pack (WPKT15)

Our Loose Wall Slats are individually cut to precision, allowing for easy installation and customisation. The loose slats can be arranged in a variety of patterns to create a unique look that fits your style.




- Pack of 4
- Slat size - 2400 x 25 x 13mm

*Loose Wall Slats may vary in colour due to the veneer being a natural product. Printed brochures will have variances in colour. Minimum order values apply.



Smoked Oak Loose Wall Slats 4 Pack (WPKT16)



Walnut Loose Wall Slats 4 Pack (WPKT17)

Installation method

- Loose Wall Slats (WPKT15) (WPKT16) (WPKT17)

[Click for fitting instructions](#)

PLAN Visit our online planning service to help you and your customers. cheshiremouldings.co.uk

CALL Any questions? Please call our technical helpline: **Freephone 0800 085 3475**

FIT Find a comprehensive range of fitting guides at: cheshiremouldings.co.uk

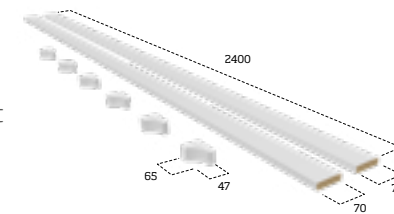


Primed Picture Rail Shelf (WPKT10)

Our Primed Picture Rail Shelf is a versatile and stylish solution for adding character to your walls. It comes primed and ready to paint to match your decor. With its simple design and easy-to-fit installation, it will instantly transform any room.

Each kit contains:

- 1 x 2.4m Primed Shelf (70 x 18mm)
- 1 x 2.4m Primed Wall Upright (70 x 18mm)
- 6 x Primed Corbel Brackets
- Screw Pack



Installation method

- Primed Picture Rail Shelf (WPKT10)

[Click for fitting instructions](#)



Click here to see our Interactive Wall Panel Collection Brochure



Mouldings

Angles	40
Architrave & Skirting	40
Covers & Coving	42
Decorative Mouldings	43
Dowel	45
Glass Bead	46
Quadrant	47
Scotia	48
Stripwood	49
Large Section Primed Mouldings	50
Miscellaneous	52
Aluminium & PVC	53

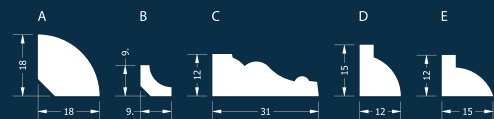
Measurements

Measurements given are taken from the longest dimensions of the cross section of that particular style of moulding. The first dimension is the largest followed by the shortest. The third dimension is the overall length of the moulding.

Some mouldings have dimensions that significantly change the shape of the cross section (D & E). For ease of ordering, these will have the dimensions shown on the corresponding line drawing and will be marked accordingly.

Where mouldings have the same cross section but are available in different sizes we only show a single size for illustrative purposes.


All sizes are approximate.



[Click for fitting instructions](#)

Angles

Cushion Corner Angle



TIMBER / FINISH	CODE	SIZE (mm)	QTY.
PINE	TM501	18 x 18 x 2400	10
PINE	TM453	13 x 13 x 2400	8
PINE	TM502	21 x 21 x 2400	10
PINE	TM469	25 x 25 x 2400	6
PINE	TM454	27 x 27 x 2400	10
PINE	TM510	30 x 30 x 2400	10
PINE	TM503	35 x 35 x 2400	10
PINE	TM504	40 x 40 x 2400	10




TIMBER / FINISH	CODE	SIZE (mm)	QTY.
PINE	TM468	12 x 33 x 2400	8



TIMBER / FINISH	CODE	SIZE (mm)	QTY.
OAK	OM013	18 x 18 x 2400	10
OAK	OM014	21 x 21 x 2400	10
OAK	OM033	27 x 27 x 2400	10
OAK	OM015	35 x 35 x 2400	6




TIMBER / FINISH	CODE	SIZE (mm)	QTY.
PRIMED	TM502PRIMED	20 x 20 x 2400	20



TIMBER / FINISH	CODE	SIZE (mm)	QTY.
LT HARDWOOD	RTM901	27 x 27 x 2400	35

Birdsmouth Corner Angle




TIMBER / FINISH	CODE	SIZE (mm)	QTY.
PINE	TM640	18 x 18 x 2400	30

Square Corner Angle



TIMBER / FINISH	CODE	SIZE (mm)	QTY.
PINE	TM511	32 x 32 x 2400	10



TIMBER / FINISH	CODE	SIZE (mm)	QTY.
LT HARDWOOD	RTM859	12 x 12 x 2400	35
LT HARDWOOD	RTM860	18 x 18 x 2400	35
LT HARDWOOD	RTM861	21 x 21 x 2400	8

Skirting



TIMBER / FINISH	CODE	SIZE (mm)	QTY.
PINE	TM912	94 x 15 x 2400	6
PINE	TM913	94 x 15 x 3000	6

Picture Rail



TIMBER / FINISH	CODE	SIZE (mm)	QTY.
PINE	TM765	41 x 15 x 2400	10



TIMBER / FINISH	CODE	SIZE (mm)	QTY.
PINE	TM484	45 x 20 x 2400	5

Torus Architrave



TIMBER / FINISH	CODE	SIZE (mm)	QTY.
* PINE	TM960	70 x 20 x 2100	5

Torus Ogee Skirting



TIMBER / FINISH	CODE	SIZE (mm)	QTY.
PINE	TM1065	145 x 18 x 2100	3
PINE	TM1066	145 x 18 x 3000	3

Reed Architrave



TIMBER / FINISH	CODE	SIZE (mm)	QTY.
* PINE	TM473	79 x 21 x 2400	5

Ogee Architrave



TIMBER / FINISH	CODE	SIZE (mm)	QTY.
* PINE	TM904	55 x 15 x 2400	10
* PINE	TM905	55 x 15 x 3000	10

Architrave & Skirting

Architrave Block



TIMBER / FINISH	CODE	SIZE (mm)	QTY.
PINE	SMBEPINE	85 x 85 x 22	1

Chamfered Architrave



TIMBER / FINISH	CODE	SIZE (mm)	QTY.
PINE	TM955	44 x 15 x 2400	10
PINE	TM957	44 x 15 x 3000	10
PINE	TM906	70 x 15 x 2400	10

Plinth Block



TIMBER / FINISH	CODE	SIZE (mm)	QTY.
PINE	PLINTHPS	90 x 30 x 250	1

Pencil Round Architrave



TIMBER / FINISH	CODE	SIZE (mm)	QTY.
PINE	TM908	44 x 15 x 2400	10
PINE	TM909	44 x 15 x 3000	10
PINE	TM910	70 x 15 x 2400	8
PINE	TM911	70 x 15 x 3000	8

Download our **NEW INSTALLER FRIENDLY** fitting instructions [Click for fitting instructions](#)



PLAN Visit our online planning service to help you and your customers. cheshiremouldings.co.uk

CALL Any questions? Please call our technical helpline: Freephone 0800 085 3475

FIT Find a comprehensive range of fitting guides at: cheshiremouldings.co.uk

Covers & Coving

D Mould Cover

TIMBER / FINISH	CODE	SIZE (mm)	QTY.
PINE	TM402	16 x 4 x 2400	10
PINE	TM595	18 x 6 x 2400	30
PINE	TM596	25 x 6 x 2400	12
PINE	TM498	46 x 6 x 2400	20
PINE	TM597	34 x 9 x 2400	10

TIMBER / FINISH	CODE	SIZE (mm)	QTY.
LT HARDWOOD	RTM841	18 x 6 x 2400	12
LT HARDWOOD	RTM842	21 x 6 x 2400	35
LT HARDWOOD	RTM843	25 x 6 x 2400	12
LT HARDWOOD	RTM844	31 x 6 x 2400	35
LT HARDWOOD	RTM845	34 x 6 x 2400	35
LT HARDWOOD	RTM846	46 x 6 x 2400	35

TIMBER / FINISH	CODE	SIZE (mm)	QTY.
OAK	OM004	18 x 6 x 2400	20
OAK	OM005	21 x 6 x 2400	20
OAK	OM006	31 x 6 x 2400	20
OAK	OM007	34 x 6 x 2400	20
OAK	OM008	46 x 6 x 2400	15

Half Round Cover

TIMBER / FINISH	CODE	SIZE (mm)	QTY.
PINE	TMS89	12 x 6 x 2400	30
PINE	TM590	18 x 6 x 2400	30
PINE	TM591	21 x 8 x 2400	30

TIMBER / FINISH	CODE	SIZE (mm)	QTY.
LT HARDWOOD	RTM838	12 x 6 x 2400	35
LT HARDWOOD	RTM839	18 x 6 x 2400	35
LT HARDWOOD	RTM840	21 x 6 x 2400	12

TIMBER / FINISH	CODE	SIZE (mm)	QTY.
OAK	OM003	18 x 6 x 2400	20

Hockey Stick Cover

TIMBER / FINISH	CODE	SIZE (mm)	QTY.
PINE	TM401	26 x 8 x 2400	8
PINE	TM600	21 x 6 x 2400	8
PINE	TM601	34 x 12 x 2400	30

TIMBER / FINISH	CODE	SIZE (mm)	QTY.
LT HARDWOOD	RTM847	21 x 6 x 2400	35
LT HARDWOOD	RTM848	25 x 6 x 2400	35

Round One Edge Cover

TIMBER / FINISH	CODE	SIZE (mm)	QTY.
PINE	TM660	34 x 9 x 2400	20

Twice Round Cover

TIMBER / FINISH	CODE	SIZE (mm)	QTY.
PINE	TM665	45 x 12 x 2400	20

Coving

TIMBER / FINISH	CODE	SIZE (mm)	QTY.
PINE	TM810	32 x 2 x 2400	20

TIMBER / FINISH	CODE	SIZE (mm)	QTY.
PINE	TM811	34 x 12 x 2400	30

TIMBER / FINISH	CODE	SIZE (mm)	QTY.
PINE	TM407	20 x 20 x 2400	6

TIMBER / FINISH	CODE	SIZE (mm)	QTY.
PINE	TM407P	20 x 20 x 2400	6

Decorative Mouldings

Decorative Barrel Mould

TIMBER / FINISH	CODE	SIZE (mm)	QTY.
PINE	TM795	21 x 9 x 2400	10

TIMBER / FINISH	CODE	SIZE (mm)	QTY.
PINE	TM796	34 x 12 x 2400	12

TIMBER / FINISH	CODE	SIZE (mm)	QTY.
LT HARDWOOD	RTM857	21 x 9 x 2400	35

TIMBER / FINISH	CODE	SIZE (mm)	QTY.
RED HARDWOOD	HTM887	34 x 12 x 2400	20

TIMBER / FINISH	CODE	SIZE (mm)	QTY.
OAK	OM016	21 x 9 x 2400	20

TIMBER / FINISH	CODE	SIZE (mm)	QTY.
OAK	OM017	34 x 12 x 2400	10

Decorative Broken Ogee

TIMBER / FINISH	CODE	SIZE (mm)	QTY.
PINE	TM785	21 x 8 x 2400	10

TIMBER / FINISH	CODE	SIZE (mm)	QTY.
PINE	TM786	15 x 8 x 2400	10

TIMBER / FINISH	CODE	SIZE (mm)	QTY.
LT HARDWOOD	RTM903	16 x 7 x 2400	35

TIMBER / FINISH	CODE	SIZE (mm)	QTY.
OAK	OM019	21 x 8 x 2400	20

TIMBER / FINISH	CODE	SIZE (mm)	QTY.
OAK	OM018	15 x 8 x 2400	20



TM796

PLAN Visit our online planning service to help you and your customers. cheshiremouldings.co.uk

CALL Any questions? Please call our technical helpline: Freephone 0800 085 3475

FIT Find a comprehensive range of fitting guides at: cheshiremouldings.co.uk

Decorative Mouldings

Decorative Panel Mould

TIMBER / FINISH	CODE	SIZE (mm)	QTY.
PINE	TM775	28 x 9 x 2400	30



TIMBER / FINISH	CODE	SIZE (mm)	QTY.
PINE	TM776	34 x 9 x 2400	30



TIMBER / FINISH	CODE	SIZE (mm)	QTY.
PINE	TM973	21 x 8 x 2400	10



TIMBER / FINISH	CODE	SIZE (mm)	QTY.
PINE	TM974	28 x 15 x 2400	20



TIMBER / FINISH	CODE	SIZE (mm)	QTY.
PINE	TM975	31 x 12 x 2400	10



TIMBER / FINISH	CODE	SIZE (mm)	QTY.
PINE	TM976	32 x 12 x 2400	20



TIMBER / FINISH	CODE	SIZE (mm)	QTY.
PINE	TM977	21 x 8 x 2400	12



TIMBER / FINISH	CODE	SIZE (mm)	QTY.
LT HARDWOOD	RTM902	15 x 6 x 2400	35



TIMBER / FINISH	CODE	SIZE (mm)	QTY.
PINE	TM447	28 x 9 x 2400	8



TIMBER / FINISH	CODE	SIZE (mm)	QTY.
PINE	TM478	56 x 7 x 2400	6



TIMBER / FINISH	CODE	SIZE (mm)	QTY.
PINE	TM448	28 x 9 x 2400	8



TIMBER / FINISH	CODE	SIZE (mm)	QTY.
PINE	TM449	30 x 8 x 2400	8



Decorative Reed Mould

TIMBER / FINISH	CODE	SIZE (mm)	QTY.
PINE	TM700	21 x 6 x 2400	30
PINE	TM701	34 x 6 x 2400	8



Decorative Cover Mould

TIMBER / FINISH	CODE	SIZE (mm)	QTY.
PINE	TM560	30 x 8 x 2400	30



TIMBER / FINISH	CODE	SIZE (mm)	QTY.
PINE	TM561	45 x 8 x 2400	30



TIMBER / FINISH	CODE	SIZE (mm)	QTY.
PINE	TM562	33 x 12 x 2400	30



TIMBER / FINISH	CODE	SIZE (mm)	QTY.
PINE	TM446	32 x 12 x 2400	12



Decorative Mouldings

Decorative Dado Rail

TIMBER / FINISH	CODE	SIZE (mm)	QTY.
PINE	TM480	41 x 20 x 2400	5



TIMBER / FINISH	CODE	SIZE (mm)	QTY.
PINE	TM482	45 x 20 x 2400	5



TIMBER / FINISH	CODE	SIZE (mm)	QTY.
PINE	TM486	69 x 28 x 2400	4



TIMBER / FINISH	CODE	SIZE (mm)	QTY.
* PINE	TM488	69 x 20 x 2400	4



Decorative Double Astragal Pine

TIMBER / FINISH	CODE	SIZE (mm)	QTY.
PINE	TM520	21 x 9 x 2400	8
PINE	TM521	34 x 12 x 2400	8



TIMBER / FINISH	CODE	SIZE (mm)	QTY.
LT HARDWOOD	RTM856	12 x 6 x 2400	10
LT HARDWOOD	RTM832	21 x 9 x 3000	8



Dowel

Dowel

TIMBER / FINISH	CODE	SIZE (mm)	QTY.
PINE	TM458	6 x 6 x 900	16
PINE	TM459	9 x 9 x 900	12
PINE	TM460	12 x 12 x 900	12
PINE	TM461	15 x 15 x 900	10
PINE	TM530	6 x 6 x 2400	50
PINE	TM531	9 x 9 x 2400	30
PINE	TM532	12 x 12 x 2400	30
PINE	TM533	15 x 15 x 2400	30
PINE	TM534	18 x 18 x 2400	12
PINE	TM535	21 x 21 x 2400	20
PINE	TM536	25 x 25 x 2400	10
PINE	TM470	28 x 28 x 2400	8
PINE	TM472	4 x 34 x 2400	6



TIMBER / FINISH	CODE	SIZE (mm)	QTY.
LT HARDWOOD	RTM821	6 x 6 x 2400	16
LT HARDWOOD	RTM822	9 x 9 x 2400	12
LT HARDWOOD	RTM823	12 x 12 x 2400	12
LT HARDWOOD	RTM824	15 x 15 x 2400	10
LT HARDWOOD	RTM825	18 x 18 x 2400	10
LT HARDWOOD	RTM826	21 x 21 x 2400	10
LT HARDWOOD	RTM827	25 x 25 x 2400	10
LT HARDWOOD	RTM828	28 x 28 x 2400	10
LT HARDWOOD	RTM829	32 x 32 x 2400	10
LT HARDWOOD	RTM830	35 x 35 x 2400	10
LT HARDWOOD	RTM831	38 x 38 x 2400	10



TIMBER / FINISH	CODE	SIZE (mm)	QTY.
OAK	OM030	9 x 9 x 2400	10
OAK	OM031	12 x 12 x 2400	10
OAK	OM032	18 x 18 x 2400	10



PLAN Visit our online planning service to help you and your customers. cheshiremouldings.co.uk

CALL Any questions? Please call our technical helpline: Freephone 0800 085 3475

FIT Find a comprehensive range of fitting guides at: cheshiremouldings.co.uk

Glass Bead

Firecheck Hockey Stick

TIMBER / FINISH	CODE	SIZE (mm)	QTY.
OAK	OM025	26 x 23 x 2400	10



TIMBER / FINISH	CODE	SIZE (mm)	QTY.
RED HARDWOOD	HTM889	26 x 23 x 2400	20




Glass Bead

TIMBER / FINISH	CODE	SIZE (mm)	QTY.
PINE	TM570	9 x 9 x 2400	14
PINE	TM571	12 x 9 x 2400	12
PINE	TM572	15 x 9 x 2400	30
PINE	TM410	15 x 9 x 2400	12
PINE	TM499	12 x 12 x 2400	30
PINE	TM500	15 x 12 x 2400	30
PINE	TM495	12 x 15 x 2400	30
PINE	TM956	15 x 15 x 2400	30



TIMBER / FINISH	CODE	SIZE (mm)	QTY.
LT HARDWOOD	RTM863	9 x 9 x 2400	35
LT HARDWOOD	RTM864	12 x 9 x 2400	35
LT HARDWOOD	RTM865	15 x 9 x 2400	35



TIMBER / FINISH	CODE	SIZE (mm)	QTY.
RED HARDWOOD	HTM893	9 x 9 x 2400	30
RED HARDWOOD	HTM894	12 x 9 x 2400	30
RED HARDWOOD	HTM895	15 x 9 x 2400	30
RED HARDWOOD	HTM896	15 x 12 x 2400	30



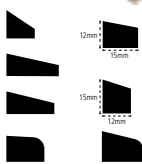
Parting Bead

TIMBER / FINISH	CODE	SIZE (mm)	QTY.
PINE	TM651	21 x 8 x 2400	10
PINE	TM983	27 x 8 x 2400	20



Wedge Bead


TIMBER / FINISH	CODE	SIZE (mm)	QTY.
PINE	TM901	9 x 9 x 2400	30
PINE	TM902	21 x 9 x 2400	30
PINE	TM903	15 x 12 x 2400	10
PINE	TM961	12 x 15 x 2400	30
PINE	TM979	19 x 9 x 2400	20
PINE	TM411	15 x 9 x 2400	12
PINE	TM412	15 x 20 x 2400	10



TIMBER / FINISH	CODE	SIZE (mm)	QTY.
* PRIMED	TM412P	10 x 15 x 2400	10
* PRIMED	TM477P	15 x 20 x 2400	12



TIMBER / FINISH	CODE	SIZE (mm)	QTY.
RED HARDWOOD	HTM888	15 x 12 x 2400	35
RED HARDWOOD	HTM897	27 x 12 x 2400	10



Staff Bead

TIMBER / FINISH	CODE	SIZE (mm)	QTY.
PINE	TM650	21 x 15 x 2400	10
PINE	TM984	27 x 15 x 2400	20



Triangle Bead

TIMBER / FINISH	CODE	SIZE (mm)	QTY.
PINE	TM970	18 x 18 x 2400	30
PINE	TM971	21 x 21 x 2400	20



Threshold Bead

TIMBER / FINISH	CODE	SIZE (mm)	QTY.
RED HARDWOOD	HTM892	32 x 21 x 900	5
RED HARDWOOD	HTM869	140 x 20 x 900	5



TIMBER / FINISH	CODE	SIZE (mm)	QTY.
OAK	OM024	88 x 12 x 900	5



Quadrant

Quadrant

TIMBER / FINISH	CODE	SIZE (mm)	QTY.
PINE	TM972	6 x 6 x 2400	10
PINE	TM670	9 x 9 x 2400	10
PINE	TM671	12 x 12 x 2400	10
PINE	TM672	15 x 15 x 2400	10
PINE	TM673	18 x 18 x 2400	10
PINE	TM674	21 x 21 x 2400	10



TIMBER / FINISH	CODE	SIZE (mm)	QTY.
LT HARDWOOD	RTM858	6 x 6 x 2400	35
Δ LT HARDWOOD	RTM833	9 x 9 x 2400	12
Δ LT HARDWOOD	RTM834	12 x 12 x 2400	12
Δ LT HARDWOOD	RTM835	15 x 15 x 2400	10
Δ LT HARDWOOD	RTM836	18 x 18 x 2400	35
Δ LT HARDWOOD	RTM837	21 x 21 x 2400	8



TIMBER / FINISH	CODE	SIZE (mm)	QTY.
* RED HARDWOOD	HTM876	9 x 9 x 2400	30
* RED HARDWOOD	HTM880	12 x 12 x 2400	35
* RED HARDWOOD	HTM881	15 x 15 x 2400	35
* RED HARDWOOD	HTM882	18 x 18 x 2400	20



RTM863

TIMBER / FINISH	CODE	SIZE (mm)	QTY.
OAK	OM009	12 x 12 x 2400	12
Δ OAK	OM010	15 x 15 x 2400	20
Δ OAK	OM011	18 x 18 x 2400	8
OAK	OM012	21 x 21 x 2400	10



TIMBER / FINISH	CODE	SIZE (mm)	QTY.
* PRIMED	TM671PRIMED	12 x 12 x 2400	10
* PRIMED	TM672PRIMED	15 x 15 x 2400	10
* PRIMED	TM673PRIMED	18 x 18 x 2400	10
* PRIMED	TM674PRIMED	21 x 21 x 2400	10



Full Quadrant Pine

TIMBER / FINISH	CODE	SIZE (mm)	QTY.
* PINE	TM949	9 x 9 x 2400	35
* PINE	TM950	12 x 12 x 2400	35
* PINE	TM951	15 x 15 x 2400	35
* PINE	TM952	18 x 18 x 2400	35
* PINE	TM953	21 x 21 x 2400	25



Download our
**NEW INSTALLER
FRIENDLY**
fitting instructions

Click for fitting
instructions

PLAN

Visit our online planning service
to help you and your customers.
cheshiremouldings.co.uk

CALL

Any questions?
Please call our technical helpline:
Freephone 0800 085 3475

FIT

Find a comprehensive range
of fitting guides at:
cheshiremouldings.co.uk

Scotia

Scotia



TIMBER / FINISH	CODE	SIZE (mm)	QTY.
* PINE	TM729	9 x 9 x 2400	50
* PINE	TM730	12 x 12 x 2400	30
* PINE	TM731	15 x 15 x 2400	10
* PINE	TM732	18 x 18 x 2400	10
* PINE	TM733	21 x 21 x 2400	10
* PINE	TM978	30 x 30 x 2400	8

TIMBER / FINISH	CODE	SIZE (mm)	QTY.
* PINE	TM734	42 x 14 x 2400	10

TIMBER / FINISH	CODE	SIZE (mm)	QTY.
* PINE	TM735	21 x 15 x 2400	30

TIMBER / FINISH	CODE	SIZE (mm)	QTY.
△ LT HARDWOOD	RTM868	15 x 15 x 2400	8
△ LT HARDWOOD	RTM869	18 x 18 x 2400	35
LT HARDWOOD	RTM870	21 x 21 x 2400	8

TIMBER / FINISH	CODE	SIZE (mm)	QTY.
* PRIMED	TM731PRIMED	15 x 15 x 2400	10
* PRIMED	TM732PRIMED	18 x 18 x 2400	10
* PRIMED	TM733PRIMED	21 x 21 x 2400	10

TIMBER / FINISH	CODE	SIZE (mm)	QTY.
△ OAK	OM001	15 x 15 x 2400	10
△ OAK	OM028	18 x 18 x 2400	10
OAK	OM002	21 x 21 x 2400	10



Stripwood

PSE Clear Pine



TIMBER / FINISH	CODE	SIZE (mm)	QTY.
PINE	TM442	4 x 18 x 2400	12
PINE	TM443	4 x 36 x 2400	10
PINE	TM444	4 x 28 x 2400	10
PINE	TM620	9 x 9 x 2400	10
PINE	TM621	12 x 12 x 2400	10
PINE	TM622	15 x 15 x 2400	10
PINE	TM623	18 x 18 x 2400	30
PINE	TM624	21 x 21 x 2400	10
PINE	TM445	21 x 25 x 2400	10
PINE	TM625	6 x 18 x 2400	12
PINE	TM680	6 x 25 x 2400	12
PINE	TM626	6 x 30 x 2400	30
PINE	TM681	6 x 34 x 2400	12
PINE	TM629	6 x 44 x 2400	10
PINE	TM430	6 x 68 x 2400	10
PINE	TM431	6 x 92 x 2400	10
PINE	TM630	9 x 18 x 2400	30
PINE	TM627	9 x 21 x 2400	30
PINE	TM631	9 x 25 x 2400	30
PINE	TM639	9 x 32 x 2400	30
PINE	TM628	9 x 34 x 2400	30
PINE	TM619	9 x 41 x 2400	30
PINE	TM634	9 x 44 x 2400	30
PINE	TM667	9 x 68 x 2400	10
PINE	TM432	10 x 18 x 2400	10
PINE	TM435	10 x 25 x 2400	10
PINE	TM436	10 x 36 x 2400	10
PINE	TM437	10 x 44 x 2400	10
PINE	TM636	12 x 21 x 2400	10
PINE	TM438	12 x 25 x 2400	10
PINE	TM632	12 x 34 x 2400	10
PINE	TM633	12 x 44 x 2400	10
PINE	TM637	15 x 21 x 2400	10
PINE	TM439	15 x 25 x 2400	10
PINE	TM638	15 x 32 x 2400	20
PINE	TM440	15 x 36 x 2400	10
PINE	TM635	15 x 44 x 2400	10
PINE	TM467	15 x 68 x 2400	10
PINE	TM474	21 x 46 x 2400	6

PSE Red Hardwood



TIMBER / FINISH	CODE	SIZE (mm)	QTY.
RED HARDWOOD	HTM879	6 x 25 x 2400	35
RED HARDWOOD	HTM877	8 x 45 x 2400	20
RED HARDWOOD	HTM878	9 x 18 x 2400	35

PSE Light Hardwood



TIMBER / FINISH	CODE	SIZE (mm)	QTY.
LT HARDWOOD	RTM849	6 x 6 x 2400	35
LT HARDWOOD	RTM866	9 x 9 x 2400	35
LT HARDWOOD	RTM867	12 x 12 x 2400	35
LT HARDWOOD	RTM850	6 x 12 x 2400	35
LT HARDWOOD	RTM851	6 x 18 x 2400	35
LT HARDWOOD	RTM852	6 x 21 x 2400	35
LT HARDWOOD	RTM853	6 x 25 x 2400	35
LT HARDWOOD	RTM854	6 x 34 x 2400	35
LT HARDWOOD	RTM855	6 x 46 x 2400	35
LT HARDWOOD	RTM900	9 x 21 x 2400	25

PSE Knotty Pine



TIMBER / FINISH	CODE	SIZE (mm)	QTY.
PINE	TM980	25 x 25 x 2400	10
PINE	TM645	34 x 34 x 2400	10
PINE	TM643	45 x 45 x 2400	6
PINE	TM641	12 x 45 x 2400	20
PINE	TM646	12 x 70 x 2400	10
PINE	TM648	12 x 95 x 2400	10
PINE	TM654	12 x 120 x 2400	10
PINE	TM652	12 x 145 x 2400	10
PINE	TM644	20 x 34 x 2400	10
PINE	TM642	20 x 45 x 2400	10
PINE	TM647	20 x 70 x 2400	10
PINE	TM649	20 x 95 x 2400	10
PINE	TM655	20 x 120 x 2400	5
PINE	TM653	20 x 145 x 2400	5
PINE	TM981	44 x 25 x 2400	10
PINE	TM916	44 x 69 x 2400	4
PINE	TM954	45 x 95 x 2400	4

PSE Oak



TIMBER / FINISH	CODE	SIZE (mm)	QTY.
OAK	OM035	8 x 46 x 2400	10

PLAN

Visit our online planning service to help you and your customers. cheshiremouldings.co.uk

CALL

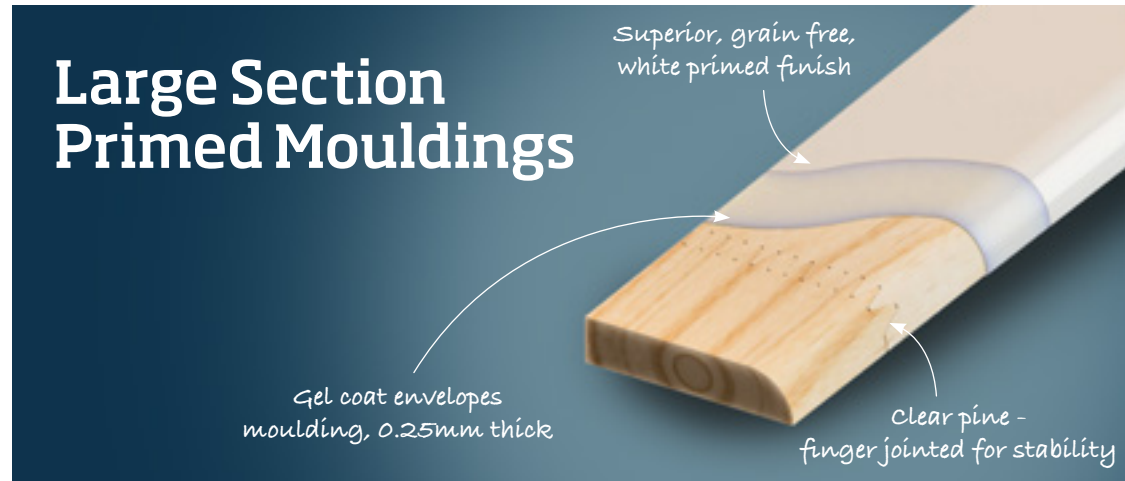
Any questions? Please call our technical helpline: Freephone 0800 085 3475

FIT

Find a comprehensive range of fitting guides at: cheshiremouldings.co.uk

Download our **NEW INSTALLER FRIENDLY** fitting instructions

Click for fitting instructions



Large Section Primed Mouldings

Architrave

Primed Ogee Architrave

TIMBER / FINISH	CODE	SIZE (mm)	QTY.
PRIMED	PA03	18 x 69 x 2100	5

Primed Torus Architrave

TIMBER / FINISH	CODE	SIZE (mm)	QTY.
PRIMED	PA04	18 x 69 x 2100	5

Primed Bullnose Architrave

TIMBER / FINISH	CODE	SIZE (mm)	QTY.
PRIMED	PA05	14.5 x 44 x 2100	5

Primed Chamfered Architrave

TIMBER / FINISH	CODE	SIZE (mm)	QTY.
PRIMED	PA06	14.5 x 44 x 2100	5

Skirting

Primed Ogee Skirting

TIMBER / FINISH	CODE	SIZE (mm)	QTY.
PRIMED	PS03	18 x 119 x 2400	2

Primed Torus Skirting

TIMBER / FINISH	CODE	SIZE (mm)	QTY.
PRIMED	PS05	18 x 119 x 2400	2

Primed Bullnose Skirting

TIMBER / FINISH	CODE	SIZE (mm)	QTY.
PRIMED	PS01	14.5 x 94 x 2400	4

Primed Chamfered Skirting

TIMBER / FINISH	CODE	SIZE (mm)	QTY.
PRIMED	PS02	14.5 x 94 x 2400	4

Primed Timber Cladding

TIMBER / FINISH	CODE	SIZE (mm)	QTY.
PRIMED	CL01	11 x 94 x 2400	4


Primed Stripwood

TIMBER / FINISH	CODE	SIZE (mm)	QTY.
PRIMED	PST01	12 x 36 x 2400	12
PRIMED	PST02	12 x 44 x 2400	12
PRIMED	PST03	12 x 70 x 2400	6
PRIMED	PST04	15 x 36 x 2400	6
PRIMED	PST05	15 x 44 x 2400	6
PRIMED	PST06	18 x 36 x 2400	6
PRIMED	PST07	18 x 44 x 2400	4
PRIMED	PST08	18 x 70 x 2400	4
PRIMED	PST09	18 x 94 x 2400	2

Primed Decorative Double Astragal

TIMBER / FINISH	CODE	SIZE (mm)	QTY.
PRIMED	PTM15	45 x 20 x 2400	4

Download our **NEW INSTALLER FRIENDLY** fitting instructions [Click for fitting instructions](#)



Sign up for our NEW Trade App

THE APP BENEFITS FROM GREAT FEATURES

- Place orders 24/7
- Search, scan and browse products from our full catalogue
- Create favourites and build shopping lists
- Check stock levels
- Receive the latest discounts and special promotions
- View your customer specific pricing
- Explore our media library
- All from your mobile or tablet device

TRADE ONLY

NOW LIVE!

PLAN Visit our online planning service to help you and your customers. cheshiremouldings.co.uk

CALL Any questions? Please call our technical helpline: Freephone 0800 085 3475

FIT Find a comprehensive range of fitting guides at: cheshiremouldings.co.uk

Miscellaneous

Airer Laith



TIMBER / FINISH	CODE	SIZE (mm)	QTY.
LT HARDWOOD	RTM890	30 x 12 x 2400	25

Door Drip



TIMBER / FINISH	CODE	SIZE (mm)	QTY.
PINE	TM812	56 x 34 x 900	5
PINE	TM813	56 x 34 x 1800	5



TIMBER / FINISH	CODE	SIZE (mm)	QTY.
RED HARDWOOD	HTM890	56 x 34 x 900	5



TIMBER / FINISH	CODE	SIZE (mm)	QTY.
OAK	OM026	46 x 42 x 900	5

Matchings



TIMBER / FINISH	CODE	SIZE (mm)	QTY.
PINE	TM493	94 x 7 x 2400	10

Door Stop



TIMBER / FINISH	CODE	SIZE (mm)	QTY.
PINE	TM55024	21 x 9 x 2400	8
PINE	TM55324	21 x 12 x 2400	30
PINE	TM55124	34 x 12 x 2400	10
PINE	TM55224	46 x 12 x 2400	20



TIMBER / FINISH	CODE	SIZE (mm)	QTY.
OAK	OM020	34 x 12 x 2400	10

Picture Frame



TIMBER / FINISH	CODE	SIZE (mm)	QTY.
PINE	TM755	21 x 15 x 2400	20



TIMBER / FINISH	CODE	SIZE (mm)	QTY.
PINE	TM755	21 x 34 x 2400	8

Mop Stick Handrail



TIMBER / FINISH	CODE	SIZE (mm)	QTY.
PINE	TM475	44 x 43 x 4200	5

Aluminium & PVC

Aluminium Angle



TIMBER / FINISH	CODE	SIZE (mm)	QTY.
ALUMINIUM	AL01	12 x 12 x 2400	6
ALUMINIUM	AL02	18 x 18 x 2400	6
ALUMINIUM	AL03	25 x 25 x 2400	6

PVC Angle



TIMBER / FINISH	CODE	SIZE (mm)	QTY.
PVC	PVC01	12 x 12 x 2400	6
PVC	PVC02	18 x 18 x 2400	6
PVC	PVC03	25 x 25 x 2400	10
PVC	PVC04	32 x 32 x 2400	10



TIMBER / FINISH	CODE	SIZE (mm)	QTY.
PVC	PVC07	18 x 18 x 2400	10

PVC External Angle



TIMBER / FINISH	CODE	SIZE (mm)	QTY.
PVC	PVC19	38 x 38 x 2400	610
PVC	PVC21	50 x 50 x 2400	10
PVC	PVC23	70 x 70 x 2400	10

PVC Angle Black



TIMBER / FINISH	CODE	SIZE (mm)	QTY.
BLACK PVC	PVC14	12 x 12 x 2400	10
BLACK PVC	PVC15	18 x 18 x 2400	10
BLACK PVC	PVC16	25 x 25 x 2400	10
BLACK PVC	PVC18	32 x 32 x 2400	10
BLACK PVC	PVC20	38 x 38 x 2400	10
BLACK PVC	PVC22	50 x 50 x 2400	10
BLACK PVC	PVC24	70 x 70 x 2400	10

PVC Lipping



TIMBER / FINISH	CODE	SIZE (mm)	QTY.
PVC	PVC05	16 x 5 x 2400	10
PVC	PVC06	25 x 5 x 2400	10



TIMBER / FINISH	CODE	SIZE (mm)	QTY.
PVC	PVC10	16 x 16 x 2400	6

PVC Scotia



TIMBER / FINISH	CODE	SIZE (mm)	QTY.
PVC	PVC08	18 x 18 x 2400	10

PVC T Section



TIMBER / FINISH	CODE	SIZE (mm)	QTY.
PVC	PVC09	18 x 12 x 2400	6

PVC Quadrant



TIMBER / FINISH	CODE	SIZE (mm)	QTY.
PVC	PVC11	12 x 12 x 2400	10
PVC	PVC12	15 x 15 x 2400	10

PLAN

Visit our online planning service to help you and your customers. cheshiremouldings.co.uk

CALL

Any questions? Please call our technical helpline: Freephone 0800 085 3475

FIT

Find a comprehensive range of fitting guides at: cheshiremouldings.co.uk

Download our **NEW INSTALLER FRIENDLY** fitting instructions

Click for fitting instructions

Handy Packs

PSE's 56

Pine PSE are highly practical and versatile planed timber. Smooth and square-edged for a professional finish, ideal for boxing in and use as support battens. Perfect for those simple DIY jobs.

Sawn & Treated 56

CLS timber can be used in timber-frame home construction, including carcassing, stud walls, internal partition walls and framing. Our treated timber can be used for a variety of outdoor uses.

Skirting & Architrave 56

Pine Skirting can add incredible detail to a room as well as hide any unwanted cables. Smooth surface allows easy painting, varnishing and staining. Architrave is a decorative piece of timber which surrounds doorways and door frames to add extra style and personality throughout the house.



Stripwood

PSE Pine 9mm

TIMBER / FINISH	CODE	SIZE (mm)	QTY.
PINE	TM1034	9 x 18 x 1800	20
PINE	TM1030	9 x 21 x 1800	20
PINE	TM1031	9 x 21 x 2400	20
PINE	TM1032	9 x 34 x 1800	20
PINE	TM1033	9 x 34 x 2400	12
PINE	TM1035	9 x 46 x 2400	10

PSE Pine 12mm

TIMBER / FINISH	CODE	SIZE (mm)	QTY.
PINE	TM1000	12 x 34 x 1800	8
PINE	TM1001	12 x 34 x 2400	8
PINE	TM1002	12 x 46 x 1800	6
PINE	TM1003	12 x 46 x 2400	6

PSE Pine 19mm

TIMBER / FINISH	CODE	SIZE (mm)	QTY.
PINE	TM1006	19 x 34 x 2400	8
PINE	TM1029	19 x 34 x 1800	8
PINE	TM1007	19 x 46 x 1800	6
PINE	TM1008	19 x 46 x 2400	6
PINE	TM1037	19 x 46 x 3000	6
PINE	TM1009	19 x 71 x 3000	4
PINE	TM1010	19 x 71 x 2400	4
PINE	TM1036	19 x 71 x 1800	4
PINE	TM1011	19 x 96 x 1800	3
PINE	TM1038	19 x 96 x 2400	3
PINE	TM1039	19 x 96 x 3000	3
PINE	TM1040	19 x 145 x 1800	3
PINE	TM1041	19 x 145 x 2400	3
PINE	TM1042	19 x 145 x 3000	3

PSE Pine 21mm

TIMBER / FINISH	CODE	SIZE (mm)	QTY.
PINE	TM1043	21 x 21 x 1800	10
PINE	TM1086	21 x 21 x 2400	10
PINE	TM1004	21 x 46 x 1800	6
PINE	TM1005	21 x 46 x 2400	6
PINE	TM1050	170 x 21 x 1800	1
PINE	TM1051	170 x 21 x 2400	1
PINE	TM1053	220 x 21 x 1800	1
PINE	TM1054	220 x 21 x 2400	1

PSE Pine 34mm

TIMBER / FINISH	CODE	SIZE (mm)	QTY.
PINE	TM1012	34 x 34 x 1800	4
PINE	TM1013	34 x 34 x 2400	4
PINE	TM1044	34 x 46 x 1800	4
PINE	TM1045	34 x 46 x 2400	4

PSE Pine 46mm

TIMBER / FINISH	CODE	SIZE (mm)	QTY.
PINE	TM1046	46 x 46 x 1800	4
PINE	TM1047	46 x 46 x 2400	4
PINE	TM1048	46 x 46 x 3000	4
PINE	TM1014	46 x 71 x 1800	3
PINE	TM1049	46 x 71 x 2400	3
PINE	TM1015	46 x 96 x 1800	3
PINE	TM1016	46 x 96 x 2400	3

Tongue & Groove 12mm

TIMBER / FINISH	CODE	SIZE (mm)	QTY.
PINE	TM1068	120 x 16 x 2400	5
PINE	TM1069	120 x 19 x 2400	5

Dado Rail 20mm

TIMBER / FINISH	CODE	SIZE (mm)	QTY.
PINE	TM1018	20 x 70 x 2400	6

Sawn

Sawn 19mm

TIMBER / FINISH	CODE	SIZE (mm)	QTY.
PINE	TM1019	19 x 38 x 2400	10
PINE	TM1074	19 x 38 x 1800	10

Sawn 22mm

TIMBER / FINISH	CODE	SIZE (mm)	QTY.
PINE	TM1020	22 x 50 x 1800	10
PINE	TM1075	22 x 50 x 2400	10
PINE	TM1076	22 x 75 x 2400	5
PINE	TM1077	22 x 100 x 2400	5

Sawn

Sawn 38mm

TIMBER / FINISH	CODE	SIZE (mm)	QTY.
PINE	TM1087	38 x 63 x 2400	1
PINE	TM1088	38 x 89 x 2400	1

Sawn 47mm

TIMBER / FINISH	CODE	SIZE (mm)	QTY.
PINE	TM1021	47 x 50 x 2400	4
PINE	TM1022	47 x 50 x 3000	4
PINE	TM1023	47 x 75 x 2400	3
PINE	TM1024	47 x 75 x 3000	3
PINE	TM1025	45 x 94 x 2400	2
PINE	TM1026	45 x 94 x 3000	2

Treated

Treated 19mm

TIMBER / FINISH	CODE	SIZE (mm)	QTY.
PINE	TM1027	19 x 38 x 1800	10
PINE	TM1028	19 x 38 x 2400	10

Treated 25mm

TIMBER / FINISH	CODE	SIZE (mm)	QTY.
PINE	TM1078	25 x 50 x 1800	6
PINE	TM1079	25 x 50 x 2400	6

Treated 47mm

TIMBER / FINISH	CODE	SIZE (mm)	QTY.
PINE	TM1080	47 x 50 x 1800	4
PINE	TM1081	47 x 50 x 2400	4
PINE	TM1082	47 x 75 x 1800	3
PINE	TM1085	47 x 75 x 2400	3
PINE	TM1083	47 x 100 x 1800	2
PINE	TM1084	47 x 75 x 2400	2

Architrave & Skirting

Architrave 15mm

TIMBER / FINISH	CODE	SIZE (mm)	QTY.
PINE	TM1017	15 x 71 x 3000	6
PINE	TM1058	15 x 71 x 2100	6
PINE	TM1059	15 x 46 x 2100	8
PINE	TM1060	15 x 46 x 3000	8

Skirting 15mm

TIMBER / FINISH	CODE	SIZE (mm)	QTY.
PINE	TM1061	15 x 71 x 2100	6
PINE	TM1062	15 x 71 x 3000	6
PINE	TM1056	15 x 46 x 2100	8
PINE	TM1057	15 x 46 x 3000	8

Architrave & Skirting 15mm

TIMBER / FINISH	CODE	SIZE (mm)	QTY.
PINE	TM1063	15 x 96 x 2100	5
PINE	TM1064	15 x 96 x 3000	5

Architrave & Skirting 18mm

TIMBER / FINISH	CODE	SIZE (mm)	QTY.
PINE	TM1065	18 x 145 x 2100	3
PINE	TM1066	18 x 145 x 3000	3

Architrave & Skirting 19mm

TIMBER / FINISH	CODE	SIZE (mm)	QTY.
PINE	TM1067	19 x 71 x 3000	6

Download our
**NEW INSTALLER
FRIENDLY**
fitting instructions

Click for fitting instructions

Sheet Materials

MDF 60

MDF is generally stronger than plywood and can be used in a vast array of situations as plywood.

Melamine Board 60

Melamine Boards are very versatile and can be used as a cost-effective alternative to solid wood. Available in white.

OSB 61

OSB (Oriented Strand Board) is durable, suitable for load bearing applications and is ideal for interior use and general exterior applications.

OSB Loftboard Panels 61

x3 shrink wrapped panels per pack.
Sold in pallets of 51 packs per pallet.

Hardboard 61

Hardboard is a rigid engineered panel with smooth faces. It is light weight making it ideal for a wide range of uses.

Chipboard 62

Top quality chipboard is a cost effective alternative for flooring boards as well as providing a solution for a vast array of builders demands.

Plywood 62

Engineered wooden sheets. Ideal for flooring, walls, roofing and hoardings. Also ideal for painting.

SUITABLE FOR INTERNAL USE ONLY.
IF USED EXTERNALLY, ALL FACES AND ANY EDGES NEED TO BE COMPLETELY SEALED.



MDF

MDF is generally stronger than plywood and can be used in a vast array of situations as plywood.

MDF



TIMBER / FINISH	CODE	SIZE (mm)	QTY.
MDF	MDF01	2 x 1220 x 610	1
MDF	MDF02	2 x 1220 x 915	1
MDF	MDF03	2 x 2440 x 1220	1
MDF	MDF05	4 x 915 x 610	1
MDF	MDF06	4 x 1220 x 610	1
MDF	MDF07	4 x 1830 x 610	1
MDF	MDF08	4 x 2440 x 1220	1
MDF	MDF09	6 x 915 x 610	1
MDF	MDF10	6 x 1220 x 610	1
MDF	MDF11	6 x 1830 x 610	1
MDF	MDF12	6 x 1830 x 1220	1
MDF	MDF13	6 x 2440 x 1220	1
MDF	MDF14	9 x 915 x 610	1
MDF	MDF15	9 x 1220 x 610	1
MDF	MDF16	9 x 1830 x 610	1
MDF	MDF17	9 x 1830 x 1220	1
MDF	MDF18	9 x 2440 x 1220	1
MDF	MDF19	12 x 915 x 610	1
MDF	MDF20	12 x 1220 x 610	1
MDF	MDF21	12 x 1830 x 610	1
MDF	MDF22	12 x 1830 x 1220	1
MDF	MDF23	12 x 2440 x 1220	1
MDF	MDF24	15 x 915 x 610	1
MDF	MDF25	15 x 1220 x 610	1
MDF	MDF26	15 x 1830 x 610	1
MDF	MDF27	15 x 2440 x 1220	1
MDF	MDF28	18 x 915 x 610	1
MDF	MDF29	18 x 1220 x 610	1
MDF	MDF30	18 x 1830 x 610	1
MDF	MDF31	18 x 1830 x 1220	1
MDF	MDF32	18 x 2440 x 1220	1



Melamine Board


Melamine Boards are very versatile and can be used as a cost-effective alternative to solid wood. Available in white and a variety of other colours.

Melamine Board White




TIMBER / FINISH	CODE	SIZE (mm)	QTY.
△ WHITE	MEL01	15 x 152 x 1830	1
△ WHITE	MEL02	15 x 229 x 1830	1
△ WHITE	MEL03	15 x 305 x 1830	1
△ WHITE	MEL04	15 x 381 x 1830	1
△ WHITE	MEL05	15 x 457 x 1830	1
△ WHITE	MEL06	15 x 533 x 1830	1
△ WHITE	MEL07	15 x 610 x 1830	1
△ WHITE	MEL08	15 x 152 x 2440	1
△ WHITE	MEL09	15 x 229 x 2440	1
△ WHITE	MEL10	15 x 305 x 2440	1
△ WHITE	MEL11	15 x 381 x 2440	1
△ WHITE	MEL12	15 x 457 x 2440	1
△ WHITE	MEL13	15 x 533 x 2440	1
△ WHITE	MEL14	15 x 610 x 2440	1
△ WHITE	MEL16	15 x 762 x 2440	1
△ WHITE	MEL17	15 x 915 x 2440	1
WHITE	MEL47	100 mtr Edging Roll	1

Melamine Board Cool Grey



TIMBER / FINISH	CODE	SIZE (mm)	QTY.
△ COOL GREY	MEL18	15 x 152 x 2440	1
△ COOL GREY	MEL19	15 x 229 x 2440	1
△ COOL GREY	MEL20	15 x 305 x 2440	1
△ COOL GREY	MEL21	15 x 381 x 2440	1
△ COOL GREY	MEL22	15 x 457 x 2440	1
△ COOL GREY	MEL23	15 x 533 x 2440	1
△ COOL GREY	MEL25	15 x 610 x 2440	1
COOL GREY	MEL48	100 mtr Edging Roll	1

Melamine Board Lissa Oak



TIMBER / FINISH	CODE	SIZE (mm)	QTY.
△ LISSA OAK	MEL40	15 x 152 x 2440	1
△ LISSA OAK	MEL41	15 x 225 x 2440	1
△ LISSA OAK	MEL42	15 x 305 x 2440	1
△ LISSA OAK	MEL43	15 x 381 x 2440	1
△ LISSA OAK	MEL44	15 x 457 x 2440	1
△ LISSA OAK	MEL45	15 x 533 x 2440	1
△ LISSA OAK	MEL46	15 x 610 x 2440	1
△ LISSA OAK	MEL51	100 mtr Edging Roll	1

OSB

OSB (Oriented Strand Board) is durable, suitable for load bearing applications and is ideal for interior use and general exterior applications.

OSB



TIMBER / FINISH	CODE	SIZE (mm)	QTY.
OSB 3 BOARD	OSB01	9 x 610 x 1220	1
OSB 3 BOARD	OSB02	9 x 610 x 1830	1
OSB BOARD	OSB04	11 x 610 x 1220	1
OSB BOARD	OSB05	11 x 610 x 1830	1
OSB BOARD	OSB07	18 x 610 x 1220	1
OSB BOARD	OSB08	18 x 610 x 1830	1

OSB Loftboard Panels

x3 shrink wrapped panels per pack. Sold in pallets of 51 packs per pallet.

OSB Loftboard Panels



TIMBER / FINISH	CODE	SIZE (mm)	QTY.
OSB LOFTBOARD	OSBL18PN	18 x 300 x 1220	3 PACK



Hardboard

Hardboard is a rigid engineered panel with smooth faces. It is lightweight making it ideal for a wide range of uses.

Hardboard



TIMBER / FINISH	CODE	SIZE (mm)	QTY.
HARDBOARD	HB01	3 x 1220 x 2440	1
HARDBOARD	HB02	3 x 610 x 1220	1
HARDBOARD	HB03	3 x 610 x 1830	1
HARDBOARD	HB04	3 x 915 x 1220	1
HARDBOARD	HB05	3 x 1220 x 1220	1
HARDBOARD	HB06	3 x 1220 x 1830	1

White Faced Hardboard



TIMBER / FINISH	CODE	SIZE (mm)	QTY.
WHITE FACED H/BOARD	HB07	3 x 610 x 1220	1
WHITE FACED H/BOARD	HB08	3 x 610 x 1830	1
WHITE FACED H/BOARD	HB09	3 x 1220 x 2440	1



PLAN Visit our online planning service to help you and your customers. cheshiremouldings.co.uk

CALL Any questions? Please call our technical helpline: Freephone 0800 085 3475

FIT Find a comprehensive range of fitting guides at: cheshiremouldings.co.uk

Chipboard

Top quality chipboard is a cost effective alternative for flooring boards as well as providing a solution for a vast array of builders demands.

Chipboard				
TIMBER / FINISH	CODE	SIZE (mm)	QTY.	
CHIPBOARD	CPB01	12 x 610 x 915	1	
CHIPBOARD	CPB02	12 x 610 x 1220	1	
CHIPBOARD	CPB03	12 x 610 x 1830	1	
CHIPBOARD	CPB04	12 x 915 x 1220	1	
CHIPBOARD	CPB06	18 x 610 x 915	1	
CHIPBOARD	CPB07	18 x 610 x 1220	1	
CHIPBOARD	CPB08	18 x 610 x 1830	1	
CHIPBOARD	CPB09	18 x 915 x 1220	1	



Plywood

Engineered wooden sheets. Ideal for flooring, walls, roofing and hoardings. Also ideal for painting.

Plywood				
TIMBER / FINISH	CODE	SIZE (mm)	QTY.	
PLYWOOD	PLY01	3.6 x 610 x 610	1	
PLYWOOD	PLY02	3.6 x 915 x 610	1	
PLYWOOD	PLY03	3.6 x 1220 x 610	1	
PLYWOOD	PLY04	3.6 x 1830 x 610	1	
PLYWOOD	PLY05	3.6 x 2440 x 610	1	
PLYWOOD	PLY06	3.6 x 1220 x 915	1	
PLYWOOD	PLY07	3.6 x 1220 x 1220	1	
PLYWOOD	PLY08	3.6 x 1830 x 1220	1	
PLYWOOD	PLY09	3.6 x 2440 x 1220	1	
PLYWOOD	PLY10	5.5 x 610 x 610	1	
PLYWOOD	PLY11	5.5 x 915 x 610	1	
PLYWOOD	PLY12	5.5 x 1220 x 610	1	
PLYWOOD	PLY13	5.5 x 1830 x 610	1	
PLYWOOD	PLY14	5.5 x 2440 x 610	1	
PLYWOOD	PLY15	5.5 x 1220 x 915	1	
PLYWOOD	PLY16	5.5 x 1220 x 1220	1	
PLYWOOD	PLY17	5.5 x 1830 x 1220	1	
PLYWOOD	PLY18	5.5 x 2440 x 1220	1	
PLYWOOD	PLY19	9 x 610 x 610	1	
PLYWOOD	PLY20	9 x 915 x 610	1	
PLYWOOD	PLY21	9 x 1220 x 610	1	
PLYWOOD	PLY22	9 x 1830 x 610	1	
PLYWOOD	PLY23	9 x 2440 x 610	1	
PLYWOOD	PLY24	9 x 1220 x 915	1	
PLYWOOD	PLY25	9 x 1220 x 1220	1	
PLYWOOD	PLY26	9 x 1830 x 1220	1	
PLYWOOD	PLY27	9 x 2440 x 1220	1	
PLYWOOD	PLY28	12 x 610 x 610	1	
PLYWOOD	PLY29	12 x 915 x 610	1	
PLYWOOD	PLY30	12 x 1220 x 610	1	
PLYWOOD	PLY31	12 x 1830 x 610	1	
PLYWOOD	PLY32	12 x 2440 x 610	1	
PLYWOOD	PLY33	12 x 1220 x 915	1	
PLYWOOD	PLY34	12 x 1220 x 1220	1	
PLYWOOD	PLY35	12 x 1830 x 1220	1	
PLYWOOD	PLY36	12 x 2440 x 1220	1	
PLYWOOD	PLY37	18 x 915 x 610	1	
PLYWOOD	PLY38	18 x 1220 x 610	1	
PLYWOOD	PLY39	18 x 1830 x 610	1	
PLYWOOD	PLY40	18 x 1220 x 1220	1	
PLYWOOD	PLY41	18 x 1830 x 1220	1	
PLYWOOD	PLY42	18 x 2440 x 1220	1	

PLYWOOD TECHNICAL SPECIFICATION
 CE2 + EN636-1 EN314-2 Class 2 - Suitable for internal use.
Thickness: 3.6 & 5.5mm - Only to be used for non-structural building work, vehicle lining, caravan / motorhome interiors and furniture.
Thickness: 9, 12 & 15mm - Vertical structural and non-structural building work, packaging, commercial shop fitting, furniture, dry lining and van lining.
Thickness: 18 & 25mm - Horizontal and non-structural building work, internal decking and site hoarding when protected.
SUITABLE FOR INTERNAL USE ONLY. IF USED EXTERNALLY, ALL FACES AND ANY EDGES NEED TO BE COMPLETELY SEALED.

Sign up for our NEW Trade App

THE APP BENEFITS FROM GREAT FEATURES

- Place orders 24/7
- Search, scan and browse products from our full catalogue
- Create favourites and build shopping lists
- Check stock levels
- Receive the latest discounts and special promotions
- View your customer specific pricing
- Explore our media library
- All from your mobile or tablet device

TRADE ONLY

[Click for fitting instructions](#)

Download our NEW INSTALLER FRIENDLY fitting instructions

DESIGNED BY EASY INSTALLATION FITTERS FOR

Stairparts

Contemporary

Reflections 66

NEW Ready-to-paint pine now available

Iron 70

NEW Ready-to-paint pine now available

Rail in a Box / Wall Mounted Handrails 74

Stairklad 80

Benchmark

Benchmark Pine 82

Benchmark Hemlock 90

Benchmark Oak 93

Benchmark Twist 98

NEW Ready-to-paint pine now available

Benchmark White Primed 100

Warwick Made to Order

Warwick Oak 104



Iron Pine - Page 70



Common components for reduced stock holding

NEW Pine
ready-to-paint range

New Glass Panel Sizes for greater flexibility when spacing and easier fitting.

Reflections

Installation guide

Reflections

Budget guide

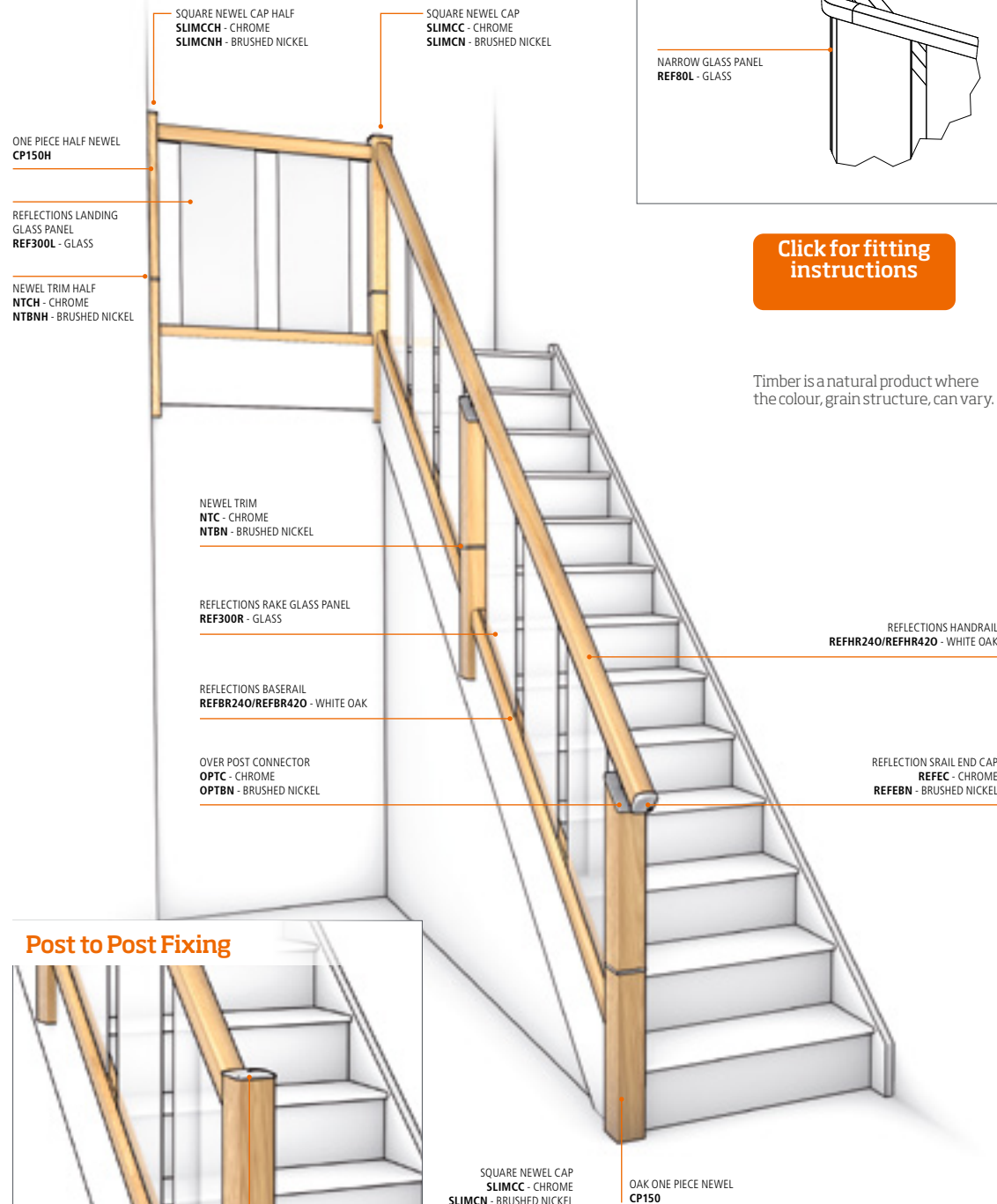
From £500 - £1000

PLAN Visit our online planning service to help you and your customers.
cheshiremouldings.co.uk

CALL Any questions? Please call our technical helpline:
Freephone 0800 085 3475

FIT Find a comprehensive range of fitting guides at:
cheshiremouldings.co.uk

Over the Post Fixing



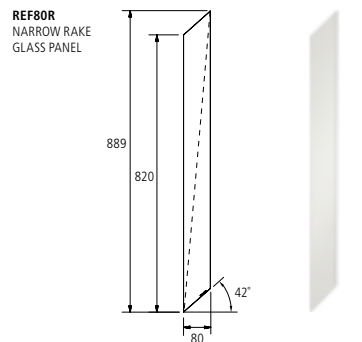
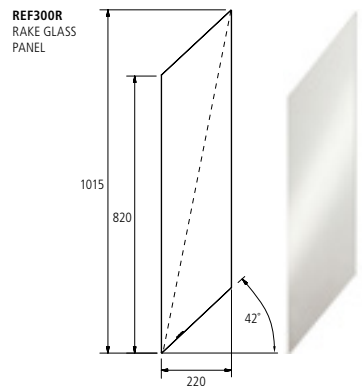
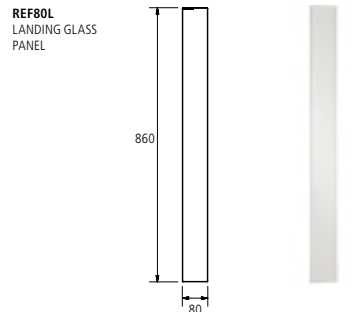
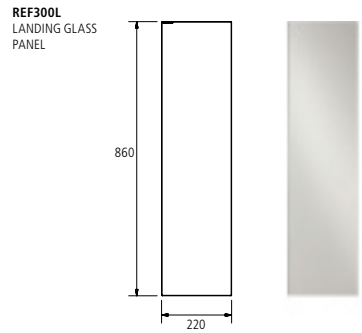
[Click for fitting instructions](#)

Timber is a natural product where the colour, grain structure, can vary.

Post to Post Fixing




Reflections Glass Panels



TIMBER / FINISH	CODE	SIZE (mm)	QTY.
GLASS	REF300L	220 x 8 x 860	1
GLASS	REF80L	80 x 8 x 860	1
GLASS	REF300R	220 x 8 x 820	1
GLASS	REF80R	80 x 8 x 820	1

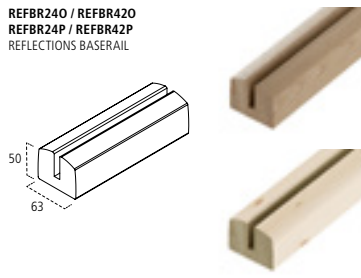
ALL GLASS MANUFACTURED TO BS EN12150.

Reflections Handrails



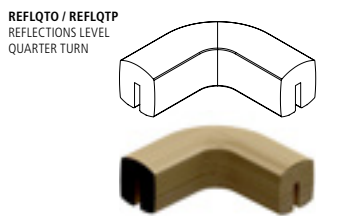
TIMBER / FINISH	CODE	SIZE (mm)	QTY.
OAK	REFHR240	2400 x 63 x 69	1
OAK	REFHR420	4200 x 63 x 69	1
PINE	REFHR24P	2400 x 63 x 69	1
PINE	REFHR42P	4200 x 63 x 69	1

Reflections Baseraills



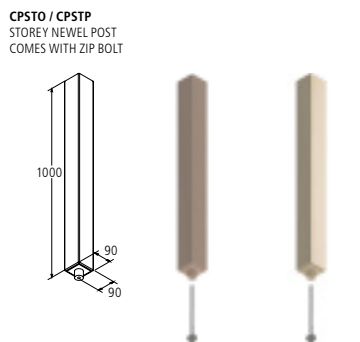
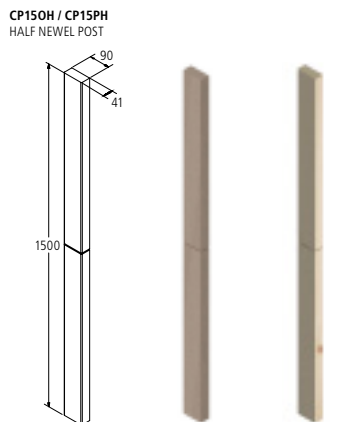
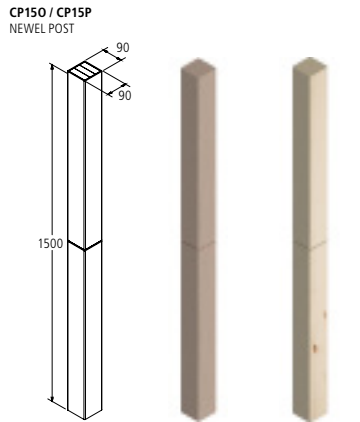
TIMBER / FINISH	CODE	SIZE (mm)	QTY.
OAK	REFBR240	2400 x 63 x 50	1
OAK	REFBR420	4200 x 63 x 50	1
PINE	REFBR24P	2400 x 63 x 50	1
PINE	REFBR42P	4200 x 63 x 50	1

Reflections Level Quarter Turn




TIMBER / FINISH	CODE	SIZE (mm)	QTY.
OAK	REFLQTO	-	1
PINE	REFLQTP	-	1

Newel Posts



TIMBER / FINISH	CODE	SIZE (mm)	QTY.
OAK	CP150	90 x 90 x 1500	1
OAK	CP150H	90 x 41 x 1500	1
OAK	CPSTO	90 x 90 x 1000	1
PINE	CP15P	90 x 90 x 1500	1
PINE	CP15PH	90 x 41 x 1500	1
PINE	CPSTP	90 x 90 x 1000	1

Over Post Connectors




TIMBER / FINISH	CODE	SIZE (mm)	QTY.
CHROME	OPTC	-	1
BRUSHED NICKEL	OPTBN	-	1

Rail End Caps



TIMBER / FINISH	CODE	SIZE (mm)	QTY.
CHROME	RECC	-	1
BRUSHED NICKEL	RECBN	-	1

Newel Caps



TIMBER / FINISH	CODE	SIZE (mm)	QTY.
CHROME	SLIMCC	-	1
BRUSHED NICKEL	SLIMCN	-	1
CHROME	SLIMCCH	-	1
BRUSHED NICKEL	SLIMCNH	-	1

Newel Trims





TIMBER / FINISH	CODE	SIZE (mm)	QTY.
CHROME	NTC	-	1
BRUSHED NICKEL	NTBN	-	1
CHROME	NTCH	-	1
BRUSHED NICKEL	NTBNH	-	1

Accessories



PRODUCT DESCRIPTION	CODE	QTY.
Handrail Fixing Kit	NEWFIXKIT	1
Double-Ended Screw with Cover Button	DWL-SCREW	1



PLAN Visit our online planning service to help you and your customers. cheshiremouldings.co.uk

CALL Any questions? Please call our technical helpline: Freephone 0800 085 3475

FIT Find a comprehensive range of fitting guides at: cheshiremouldings.co.uk

New spindle designs

NEW Pine ready-to-paint range



Iron

Installation guide

👍👍 Iron

Budget guide

£££ From £500 - £1000

PLAN

Visit our online planning service to help you and your customers. cheshiremouldings.co.uk

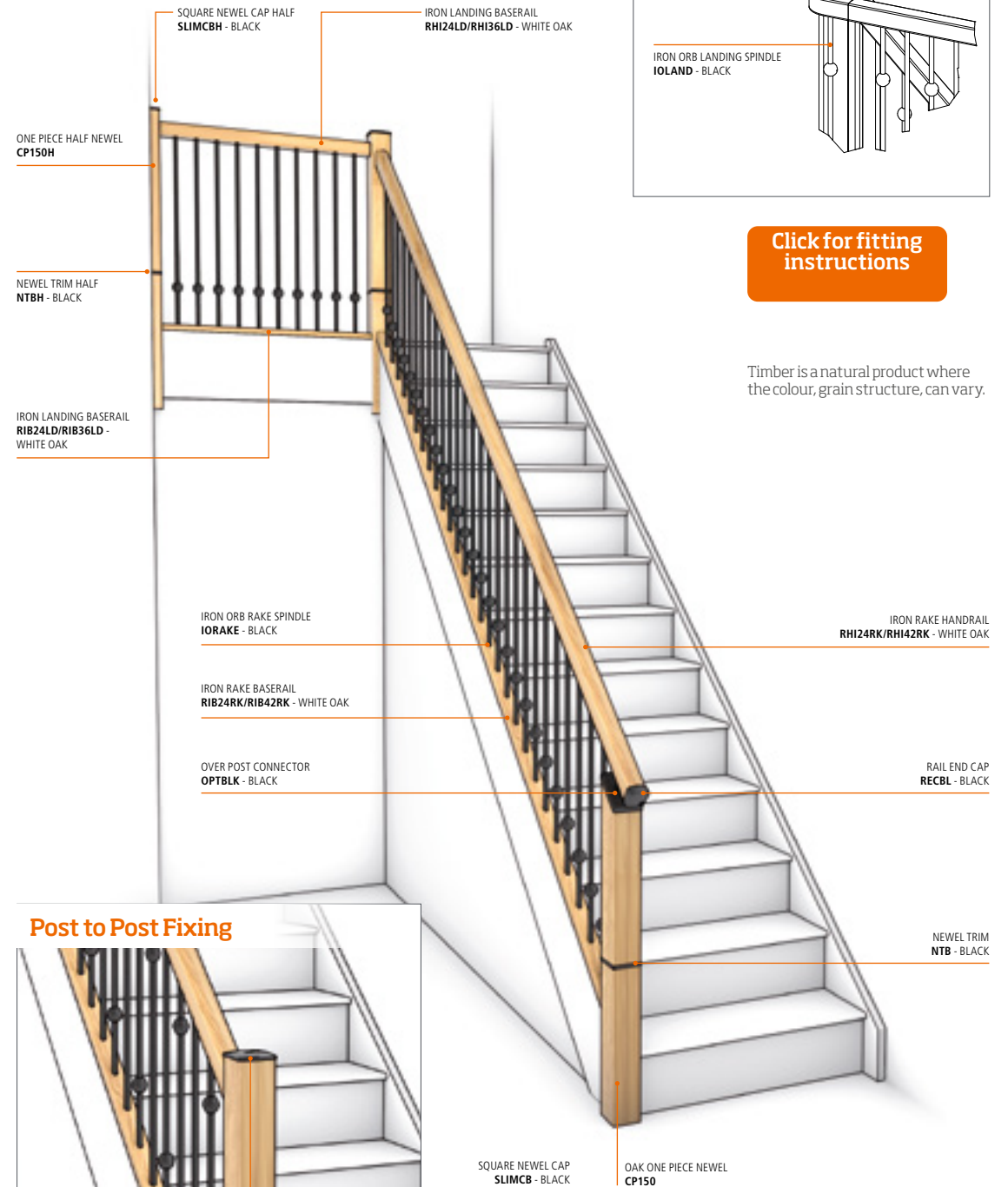
CALL

Any questions? Please call our technical helpline: **Freephone 0800 085 3475**

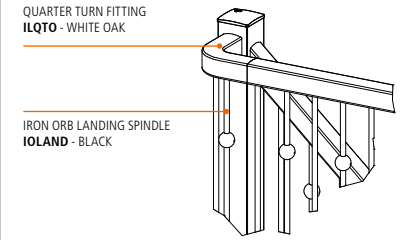
FIT

Find a comprehensive range of fitting guides at: cheshiremouldings.co.uk

Over the Post Fixing



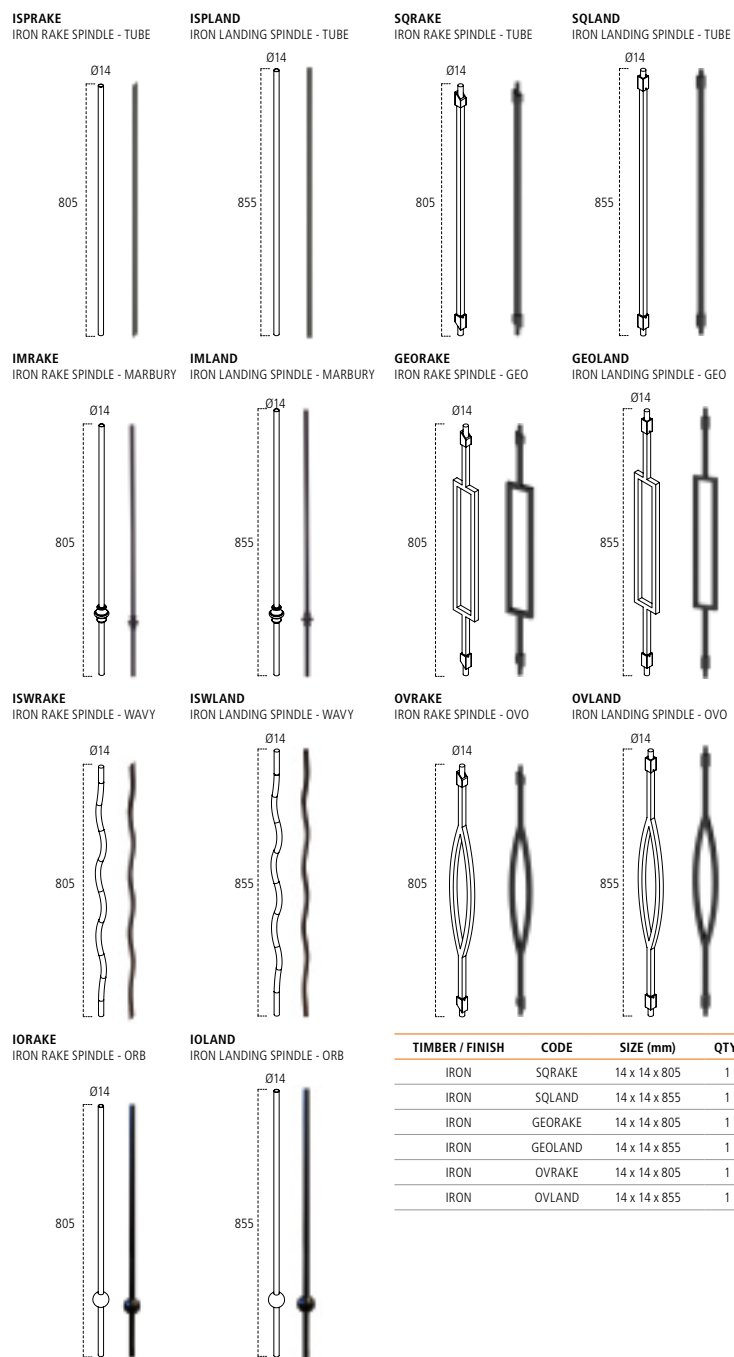
Return Landing



Click for fitting instructions

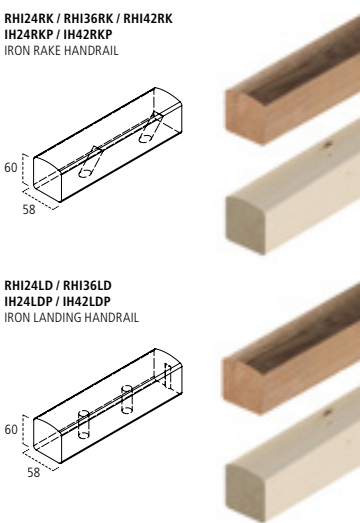
Timber is a natural product where the colour, grain structure, can vary.

Iron Spindles




TIMBER / FINISH	CODE	SIZE (mm)	QTY.
IRON	ISPRAKE	14 x 14 x 805	1
IRON	ISPLAND	14 x 14 x 855	1
IRON	IMRAKE	14 x 14 x 805	1
IRON	IMLAND	14 x 14 x 855	1
IRON	ISWRAKE	14 x 14 x 805	1
IRON	ISWLAND	14 x 14 x 855	1
IRON	IORAKE	14 x 14 x 805	1
IRON	IOLAND	14 x 14 x 855	1

Iron Handrails Pre-drilled



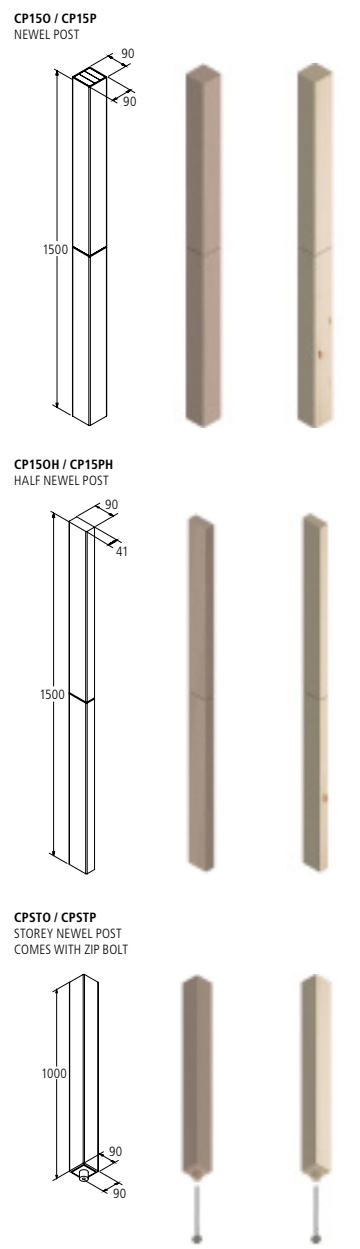
TIMBER / FINISH	CODE	SIZE (mm)	QTY.
OAK	RH124RK	2400 x 58 x 60	1
OAK	RH136RK	3600 x 58 x 60	1
OAK	RH142RK	4200 x 58 x 60	1
OAK	RH124LD	2400 x 58 x 60	1
OAK	RH136LD	3600 x 58 x 60	1
PINE	IH24RKP	2400 x 58 x 60	1
PINE	IH42RKP	4200 x 58 x 60	1
PINE	IH24LDP	2400 x 58 x 60	1

Iron Baseraills Pre-drilled



TIMBER / FINISH	CODE	SIZE (mm)	QTY.
IRON	SQRAKE	14 x 14 x 805	1
IRON	SQLAND	14 x 14 x 855	1
IRON	GEORAKE	14 x 14 x 805	1
IRON	GEOLAND	14 x 14 x 855	1
IRON	OVRAKE	14 x 14 x 805	1
IRON	OVLAND	14 x 14 x 855	1
OAK	RIB24RK	2400 x 58 x 28	1
OAK	RIB36RK	3600 x 58 x 28	1
OAK	RIB42RK	4200 x 58 x 28	1
OAK	RIB24LD	2400 x 58 x 28	1
OAK	RIB36LD	3600 x 58 x 28	1
PINE	IB24RKP	2400 x 58 x 28	1
PINE	IB42RKP	4200 x 58 x 28	1
PINE	IB24LDP	2400 x 58 x 28	1

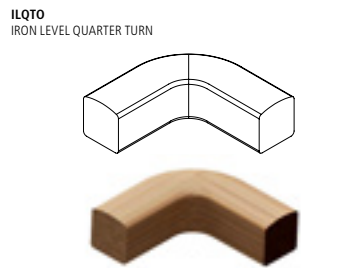
Newel Posts



TIMBER / FINISH	CODE	SIZE (mm)	QTY.
OAK	CP150	90 x 90 x 1500	1
OAK	CP150H	90 x 41 x 1500	1
OAK	CPSTO	90 x 90 x 1000	1
PINE	CP15P	90 x 90 x 1500	1
PINE	CP15PH	90 x 41 x 1500	1
PINE	CPSTP	90 x 90 x 1000	1

PLAN Visit our online planning service to help you and your customers. cheshiremouldings.co.uk

Iron Level Quarter Turn



TIMBER / FINISH	CODE	SIZE (mm)	QTY.
OAK	ILQTO	-	1

Over Post Connectors



TIMBER / FINISH	CODE	SIZE (mm)	QTY.
BLACK	OPTBLK	-	1

Iron Rail End Caps




TIMBER / FINISH	CODE	SIZE (mm)	QTY.
BLACK	RECBL	-	1

Newel Caps




TIMBER / FINISH	CODE	SIZE (mm)	QTY.
BLACK	SLIMCB	-	1
BLACK	SLIMCBH	-	1

Newel Trims





TIMBER / FINISH	CODE	SIZE (mm)	QTY.
BLACK	NTB	-	1
BLACK	NTBH	-	1

Accessories



PRODUCT DESCRIPTION	CODE	QTY.
Handrail Fixing Kit	NEWFIXKIT	1
Double-Ended Screw with Cover Button	DWL-SCREW	1



CALL Any questions? Please call our technical helpline: Freephone 0800 085 3475

FIT Find a comprehensive range of fitting guides at: cheshiremouldings.co.uk



Installation guide

Rail in a Box

Budget guide

£ £ £250 - £500

[Click for fitting instructions](#)

PLAN

Visit our online planning service to help you and your customers.
cheshiremouldings.co.uk

CALL

Any questions? Please call our technical helpline:
Freephone 0800 085 3475

FIT

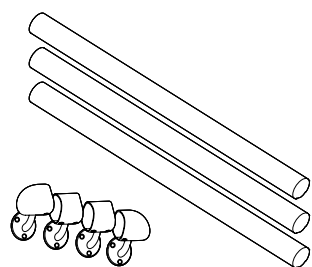
Find a comprehensive range of fitting guides at:
cheshiremouldings.co.uk

Rail in a Box

Rail In A Box Set

Each kit contains 3 x 1.2m Rails, 2 x Intermediate Wall Connectors, 1 x Left Hand Wall Connector and 1 x Right Hand Wall Connector.

RBO
RAIL IN A BOX KIT



TIMBER / FINISH	CODE	SIZE (mm)	QTY.
PINE / CHROME	RBOPC	-	1
PINE / BRUSHED NICKEL	RBOPN	-	1
OAK / CHROME	RBOOC	-	1
OAK / BRUSHED NICKEL	RBOON	-	1



Handrails

RBHR
1m AXXYS® HANDRAIL



TIMBER / FINISH	CODE	SIZE (mm)	QTY.
PINE	RBHR012P	1200 x 54 x 54	1
OAK	RBHR012O	1200 x 54 x 54	1

Connector Fittings

RBIC / RBICN
RAIL IN A BOX INTERMEDIATE CONNECTOR




RBECL / RBECLN
RAIL IN A BOX LEFT HAND CONNECTOR



RBECR / RBECRN
RAIL IN A BOX RIGHT HAND CONNECTOR



TIMBER / FINISH	CODE	SIZE (mm)	QTY.
CHROME	RBIC	-	1
CHROME	RBECL	-	1
CHROME	RBECR	-	1
BRUSHED NICKEL	RBICN	-	1
BRUSHED NICKEL	RBECLN	-	1
BRUSHED NICKEL	RBECRN	-	1



Oak & Pine Wall Patrices Available Separately



AXPATP
PINE WALL PATRICE



AXPATO
OAK WALL PATRICE

*Patrices are unfinished.

Sign up for our NEW Trade App



The App benefits from great features

- Place orders 24/7
- Search, scan and browse products from our full catalogue
- Create favourites and build shopping lists
- Check stock levels
- Receive the latest discounts and special promotions
- View your customer specific pricing
- Explore our media library
- All from your mobile or tablet device



Wall Mounted Handrails

Installation guide

Wall Mounted Handrails

Budget guide

Under £250

[Click for fitting instructions](#)

PLAN

Visit our online planning service to help you and your customers. cheshiremouldings.co.uk

CALL


Any questions? Please call our technical helpline: **Freephone 0800 085 3475**

FIT

Find a comprehensive range of fitting guides at: cheshiremouldings.co.uk

Wall Mounted Handrails

MPR24 / MPR36 / MPR42
WALL MOUNTED HANDRAIL



TIMBER / FINISH	CODE	SIZE (mm)	QTY.
PINE	MPR24P	54 x 54 x 2400	1
PINE	MPR36P	54 x 54 x 3600	1
PINE	MPR42P	54 x 54 x 4200	1
OAK	MPR24O	54 x 54 x 2400	1
OAK	MPR36O	54 x 54 x 3600	1
OAK	MPR42O	54 x 54 x 4200	1
WHITE PRIMED	MPR24W	54 x 54 x 2400	1
WHITE PRIMED	MPR36W	54 x 54 x 3600	1
WHITE PRIMED	MPR42W	54 x 54 x 4200	1

Wall Mounted Handrail Brackets

WB1/3/4
WALL MOUNTED HANDRAIL BRACKET



TIMBER / FINISH	CODE	SIZE (mm)	QTY.
CHROME	WB1	-	1
BLACK	WB3	-	1
BRASS	WB4	-	1

Wall Handrail End Caps

RBM01
SHORT END CAP



RBM02
MEDIUM END CAP




RBM03
FILIGREE END CAP



TIMBER / FINISH	CODE	DESCRIPTION	QTY.
CHROME	RBM01C	Short End Cap	2
BRASS	RBM01BR	Short End Cap	2
BLACK	RBM01P	Short End Cap	2
CHROME	RBM02C	Medium End Cap	2
BRASS	RBM02BR	Medium End Cap	2
BLACK	RBM02P	Medium End Cap	2
CHROME	RBM03C	Filigree End Cap	2
BRASS	RBM03BR	Filigree End Cap	2
BLACK	RBM03P	Filigree End Cap	2

Pigs Ear Handrails

HR4.2PIGSEAR
PIGSEAR HANDRAIL



TIMBER / FINISH	CODE	SIZE (mm)	QTY.
PINE	HR4.2PIGSEAR	32 x 95 x 4200	1
OAK	PIG-RAIL420	32 x 95 x 4200	1

Mop Stick Handrail Fittings

PMP1 / OMP1
90° ELBOW



PMP2 / OMP2
OVEREASING



PMP3 / OMP3
UPEASING



TIMBER / FINISH	CODE	DESCRIPTION	QTY.
PINE	PMP1	90° Elbow	1
PINE	PMP2	Overeasing	1
PINE	PMP3	Upeasing	1
OAK	OMP1	90° Elbow	1
OAK	OMP2	Overeasing	1
OAK	OMP3	Upeasing	1

Mop Stick Handrails

TM475
MOP STICK HANDRAIL



TIMBER / FINISH	CODE	SIZE (mm)	QTY.
PINE	TM475*	44 x 43 x 4200	5

* Sold in bundles of 5.

Axxys® Wall Mounted Handrail Brackets

AXMWB
AXXYS® WALL MOUNTED HANDRAIL BRACKETS



TIMBER / FINISH	CODE	SIZE (mm)	QTY.
BRUSHED NICKEL	AXMWBB*	-	1
CHROME	AXMWBS*	-	1

* Only for use with the 54mm handrails.

Axxys® Rail End Caps

AXMWEC
AXXYS® RAIL END CAP



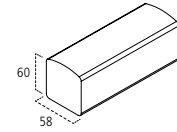
TIMBER / FINISH	CODE	SIZE (mm)	QTY.
BRUSHED NICKEL	AXMWECB*	-	1
CHROME	AXMWECs*	-	1

* Only for use with the 54mm handrails.



Square Handrails

CLHR240U / CLHR420U
SQUARE HANDRAIL



TIMBER / FINISH	CODE	SIZE (mm)	QTY.
OAK	CLHR240U	60 x 58 x 2400	1
OAK	CLHR420U	60 x 58 x 4200	1

Square Wall Mounted Handrail Brackets

SWB
SQUARE WALL MOUNTED HANDRAIL BRACKETS



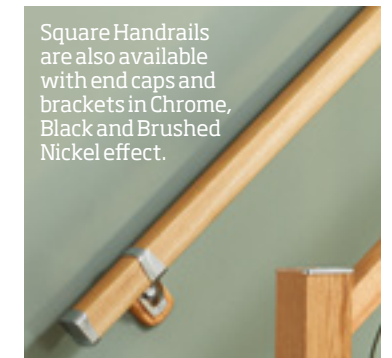

TIMBER / FINISH	CODE	SIZE (mm)	QTY.
CHROME	SWBC	-	1
BRUSHED NICKEL	SWBBN	-	1
BLACK	SWBL	-	1

Square Rail End Caps

REC
SQUARE RAIL END CAP



TIMBER / FINISH	CODE	SIZE (mm)	QTY.
CHROME	RECC	-	1
BRUSHED NICKEL	RECBN	-	1
BLACK	RECBL	-	1



Square Handrails are also available with end caps and brackets in Chrome, Black and Brushed Nickel effect.



PLAN

Visit our online planning service to help you and your customers.
cheshiremouldings.co.uk

CALL

Any questions? Please call our technical helpline:
Freephone 0800 085 3475

FIT

Find a comprehensive range of fitting guides at:
cheshiremouldings.co.uk



Stairklad has been specifically developed to be used where the end user wants a complete statement change, without all the hassle and work. Manufactured from the very best kiln dried lacquered timber to the highest quality standards, Stairklad is perfect to give any staircase a makeover.

Installation guide
 👍 👍 Stairklad

Budget guide
 £ £ £ £1000 - £1500

[Click for fitting instructions](#)

PLAN Visit our online planning service to help you and your customers. cheshiremouldings.co.uk

CALL Any questions? Please call our technical helpline: **Freephone 0800 085 3475**

FIT Find a comprehensive range of fitting guides at: cheshiremouldings.co.uk

1. Fit Packers and Risers.

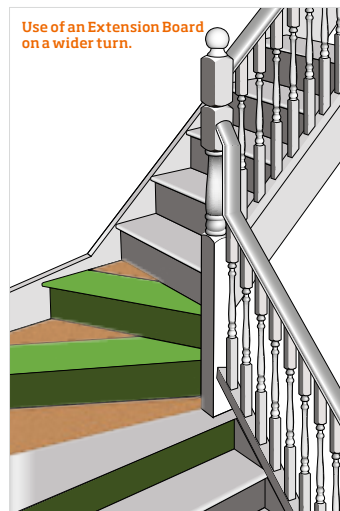
2. Fit Tread panels.

3. Repeat for each step until complete.

Available with a Universal Bull Nose

Extension Board

Use of an Extension Board on a Quarter Turn Landing

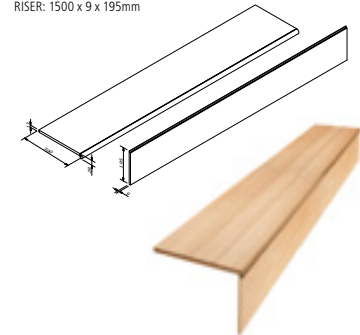


Stairklad Tread & Riser Kits

SCT100KIT
 TREAD: 1000 x 28 x 300mm
 RISER: 1000 x 9 x 195mm




SCT15-O
 TREAD: 1500 x 28 x 300mm
 RISER: 1500 x 9 x 195mm



TIMBER / FINISH	CODE	CONTENTS / QTY.	SIZE (mm)
OAK	SCT10-OKIT	1 x Tread 1 x Riser	1000 x 28 x 300 1000 x 9 x 195
OAK	SCT100KIT3PK	3 x Tread 3 x Riser	1000 x 28 x 300 1000 x 9 x 195
OAK	SCT15-O	1 x Tread 1 x Riser	1500 x 28 x 300 1500 x 9 x 195

Stairklad Extension

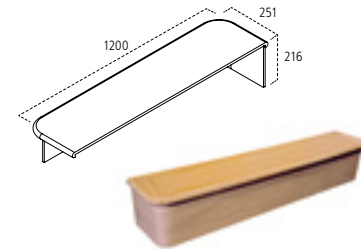
SCT13-O
 EXTENSION: 1220 x 13 x 200mm



TIMBER / FINISH	CODE	CONTENTS / QTY.	SIZE (mm)
OAK	SCT13-O	1 x Tread	1220 x 13 x 200

Stairklad Bullnose Tread & Riser Set


SCBNO
 1200 x 216 x 251



TIMBER / FINISH	CODE	CONTENTS / QTY.	SIZE (mm)
OAK	SCBNO	1 x Tread 1 x Riser	1095 x 16.5 x 250



Stairklad String Veneer

SCV-4200-O
 STRING VENEER



TIMBER / FINISH	CODE	CONTENTS / QTY.	SIZE (mm)
OAK	SCV-4200-O	1	4200 x 0.60 x 255

Supplied in a roll with iron on adhesive.



Please note: While care is taken to match our engineered timber products, timber is a natural product and the colour, grain and structure can vary.

Download our NEW INSTALLER FRIENDLY fitting instructions

[Click for fitting instructions](#)



Benchmark

Installation guide

Benchmark Pine

Budget guide

From £250 - £500

PLAN Visit our online planning service to help you and your customers. cheshiremouldings.co.uk

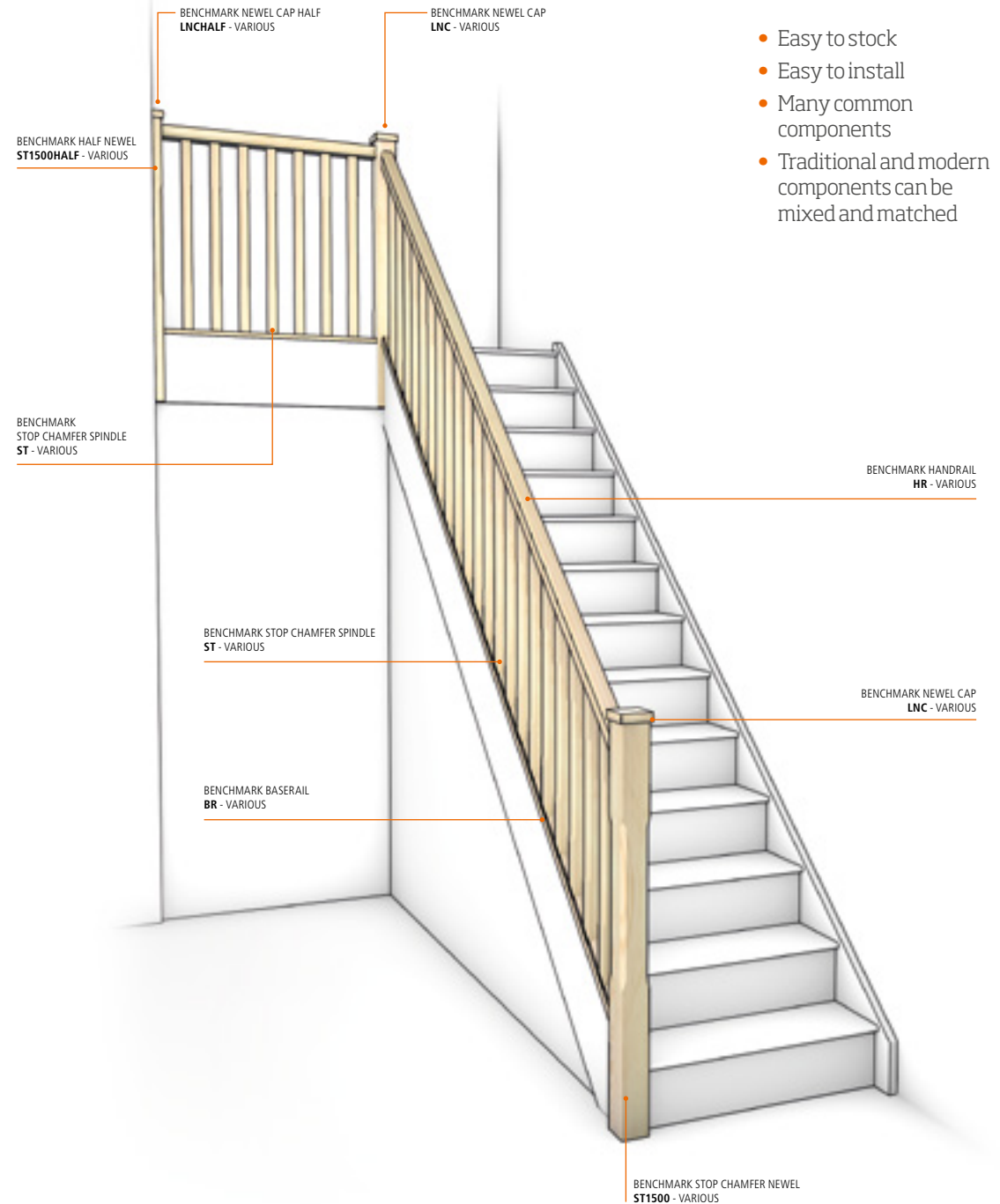
CALL Any questions? Please call our technical helpline: **Freephone 0800 085 3475**

FIT Find a comprehensive range of fitting guides at: cheshiremouldings.co.uk

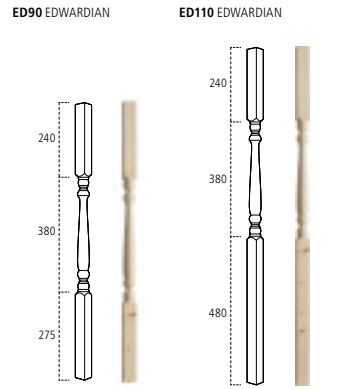
Post to Post Fixing

Click for fitting instructions

- Easy to stock
- Easy to install
- Many common components
- Traditional and modern components can be mixed and matched

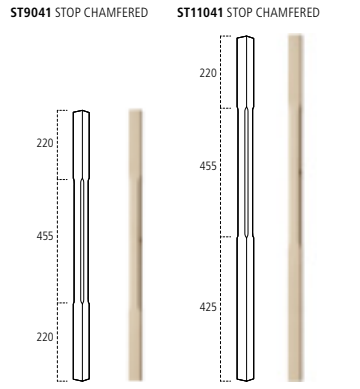


41mm Edwardian Spindles



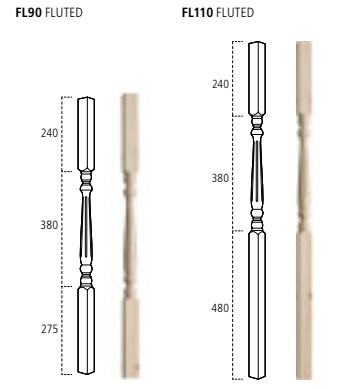
TIMBER / FINISH	CODE	SIZE (mm)	QTY.
* PINE	ED90P	895 x 41 x 41	1
* PINE	ED110P	1100 x 41 x 41	1

41mm Stop Chamfered Spindles



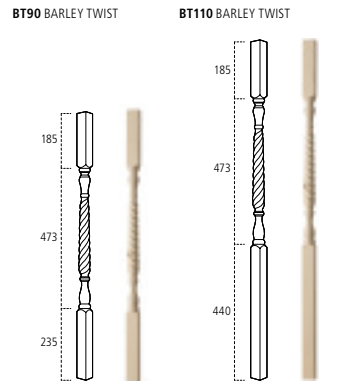
TIMBER / FINISH	CODE	SIZE (mm)	QTY.
* PINE	ST9041P	895 x 41 x 41	1
* PINE	ST11041P	1100 x 41 x 41	1

41mm Fluted Spindles



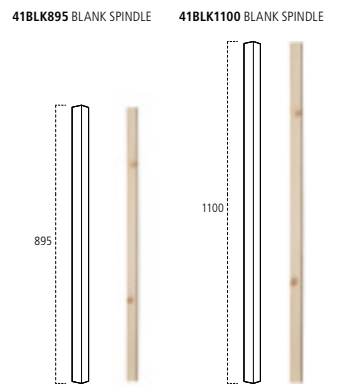
TIMBER / FINISH	CODE	SIZE (mm)	QTY.
* PINE	FL90P	895 x 41 x 41	1
* PINE	FL110P	1100 x 41 x 41	1

41mm Barley Twist Spindles



TIMBER / FINISH	CODE	SIZE (mm)	QTY.
* PINE	BT90P	895 x 41 x 41	1
* PINE	BT110P	1100 x 41 x 41	1

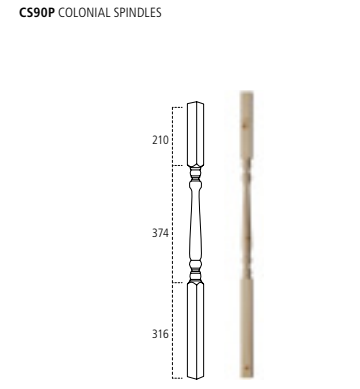
41mm Blank Spindles



TIMBER / FINISH	CODE	SIZE (mm)	QTY.
* PINE	41BLK895P	895 x 41 x 41	1
* PINE	41BLK1100P	1100 x 41 x 41	1

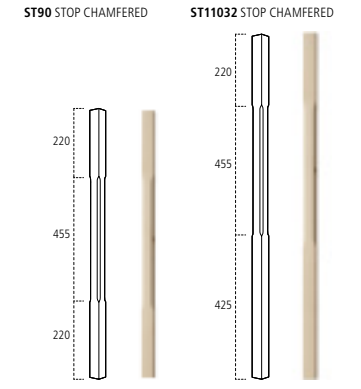


32mm Colonial Spindles



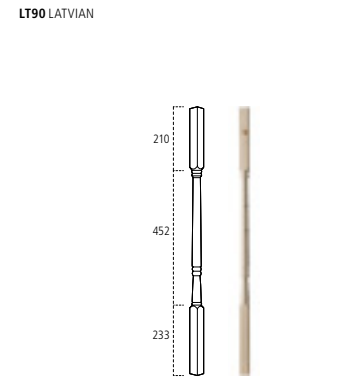
TIMBER / FINISH	CODE	SIZE (mm)	QTY.
* PINE	CS90P	895 x 32 x 32	1

32mm Stop Chamfered Spindles



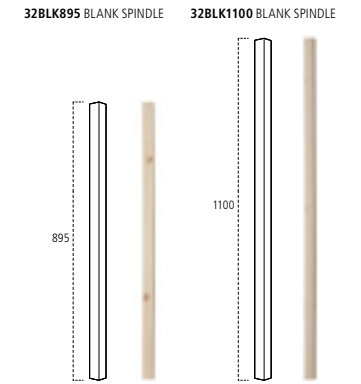
TIMBER / FINISH	CODE	SIZE (mm)	QTY.
* PINE	ST90P	895 x 32 x 32	1
* PINE	ST11032P	1100 x 32 x 32	1

32mm Latvian Spindles



TIMBER / FINISH	CODE	SIZE (mm)	QTY.
* PINE	LT90P	895 x 32 x 32	1

32mm Blank Spindles



TIMBER / FINISH	CODE	SIZE (mm)	QTY.
* PINE	32BLK895P	895 x 32 x 32	1
* PINE	32BLK1100P	1100 x 32 x 32	1

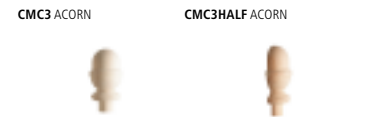
Ball Cap



TIMBER / FINISH	CODE	SIZE (mm)	QTY.
* PINE	CMC2P	132 x 85 x 85	1
* PINE	CMC2PHALF	132 x 85 x 40	1

BLISTER PACKED			
* PINE	BCMC2P	132 x 85 x 85	1
* PINE	BCMC2PHALF	132 x 85 x 40	1

Acorn Cap



TIMBER / FINISH	CODE	SIZE (mm)	QTY.
* PINE	CMC3P	158 x 84 x 84	1
* PINE	CMC3PHALF	158 x 84 x 40	1

BLISTER PACKED			
* PINE	BCMC3P	158 x 84 x 84	1
* PINE	BCMC3PHALF	158 x 84 x 40	1

Low Profile Flat Cap



TIMBER / FINISH	CODE	SIZE (mm)	QTY.
* PINE	LNC P	110 x 110 x 29	1
* PINE	LNC P HALF	110 x 51 x 29	1

Pyramid Cap



TIMBER / FINISH	CODE	SIZE (mm)	QTY.
* PINE	FNCP	43 x 125 x 125	1
* PINE	FNCPHALF	43 x 125 x 57	1

BLISTER PACKED			
* PINE	BFNCP	43 x 125 x 125	1
* PINE	BFNCPHALF	43 x 125 x 57	1

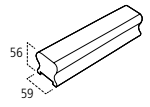
PLAN Visit our online planning service to help you and your customers. cheshiremouldings.co.uk

CALL Any questions? Please call our technical helpline: Freephone 0800 085 3475

FIT Find a comprehensive range of fitting guides at: cheshiremouldings.co.uk

41mm Handrails

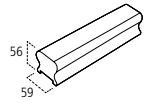
HR2.441 / HR3.641 / HR4.241
HANDRAIL 41mm Groove
2400 / 3600 / 4800mm



TIMBER / FINISH	CODE	SIZE (mm)	QTY.
* PINE	HR2.441P	2400 x 56 x 59	1
* PINE	HR3.641P	3600 x 56 x 59	1
* PINE	HR4.241P	4200 x 56 x 59	1

32mm Handrails

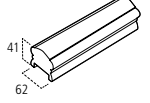
HR2.432 / HR3.632 / HR4.232
HANDRAIL 32mm Groove
2400 / 3600 / 4800mm



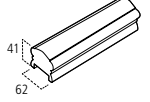
TIMBER / FINISH	CODE	SIZE (mm)	QTY.
* PINE	HR2.432P	2400 x 56 x 59	1
* PINE	HR3.632P	3600 x 56 x 59	1
* PINE	HR4.232P	4200 x 56 x 59	1

Low Profile Handrails

LHR2.441 / LHR3.641P / LHR4.241
HANDRAIL 41mm Groove
2400 / 3600 / 4800mm



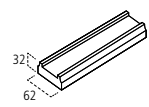
LHR2.432 / LHR3.632P / LHR4.232
HANDRAIL 32mm Groove
2400 / 3600 / 4800mm



TIMBER / FINISH	CODE	SIZE (mm)	QTY.
* PINE	LHR2.441P	2400 x 41 x 62	1
* PINE	LHR3.641P	3600 x 41 x 62	1
* PINE	LHR4.241P	4200 x 41 x 62	1
* PINE	LHR2.432P	2400 x 41 x 62	1
* PINE	LHR3.632P	3600 x 41 x 62	1
* PINE	LHR4.232P	4200 x 41 x 62	1

41mm Baserails

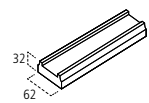
BR2.441 / BR3.641 / BR4.241
BASERAIL 41mm Groove
2400 / 3600 / 4800mm



TIMBER / FINISH	CODE	SIZE (mm)	QTY.
* PINE	BR2.441P	2400 x 32 x 62	1
* PINE	BR3.641P	3600 x 32 x 62	1
* PINE	BR4.241P	4200 x 32 x 62	1

32mm Baserails

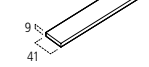
BR2.432 / BR3.632 / BR4.232
BASERAIL 32mm Groove
2400 / 3600 / 4800mm



TIMBER / FINISH	CODE	SIZE (mm)	QTY.
* PINE	BR2.432P	2400 x 32 x 62	1
* PINE	BR3.632P	3600 x 32 x 62	1
* PINE	BR4.232P	4200 x 32 x 62	1

41mm & 32mm Fillets

TM619
41mm FILLET



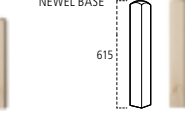
TM639
32mm FILLET



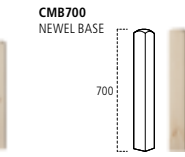
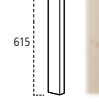
TIMBER / FINISH	CODE	SIZE (mm)	QTY.
* PINE	TM619	2400 x 9 x 41	30
* PINE	TM639	2400 x 9 x 32	30

Newel Bases

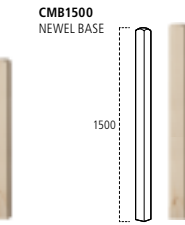
CMB515
NEWEL BASE



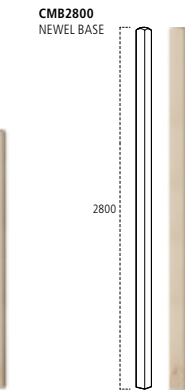
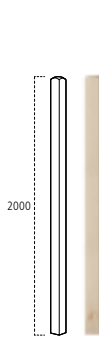
CMB615HALF
HALF NEWEL
BASE



CMB915
NEWEL BASE



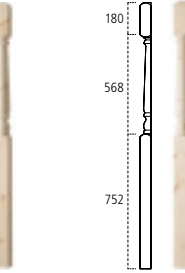
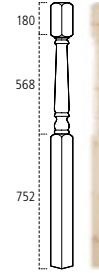
CMB2000
NEWEL BASE




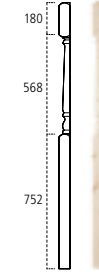
TIMBER / FINISH	CODE	SIZE (mm)	QTY.
* PINE	CMB515P	515 x 90 x 90	1
* PINE	CMB615P	615 x 90 x 90	1
* PINE	CMB615PHALF	615 x 90 x 43	1
* PINE	CMB700P	700 x 90 x 90	1
* PINE	CMB915P	915 x 90 x 90	1
* PINE	CMB1500P	1500 x 90 x 90	1
* PINE	CMB2000P	2000 x 90 x 90	1
* PINE	CMB2800P	2800 x 90 x 90	1

One Piece Newels & Halves

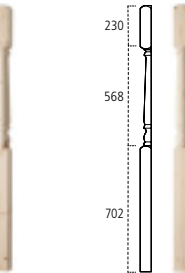
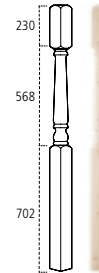
OP180




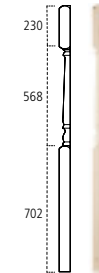
OP180HALF



OP230



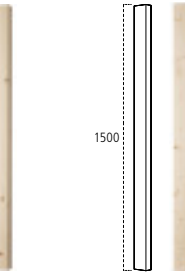
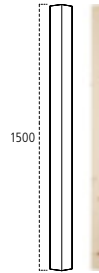
OP230HALF



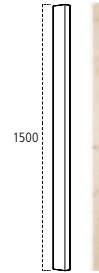
TIMBER / FINISH	CODE	SIZE (mm)	QTY.
* PINE	OP180P	1500 x 90 x 90	1
* PINE	OP180PHALF	1500 x 90 x 43	1
* PINE	OP230P	1500 x 90 x 90	1
* PINE	OP230PHALF	1500 x 90 x 43	1

Patrice Newels & Halves

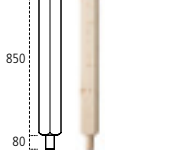
PT1500



PT1500HALF



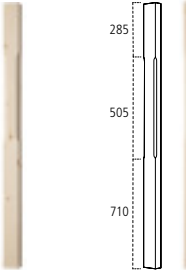
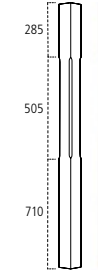
PT850



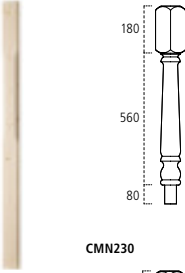
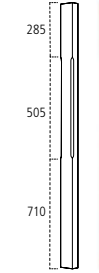
TIMBER / FINISH	CODE	SIZE (mm)	QTY.
* PINE	PT1500P	1500 x 90 x 90	1
* PINE	PT1500PHALF	1500 x 90 x 41	1
* PINE	PT850P	930 x 90 x 90	1

Stop Chamfered Newels & Halves

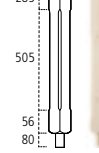
ST1500



ST1500HALF



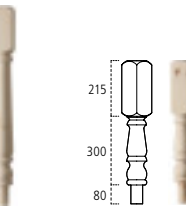
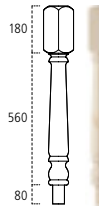
ST850



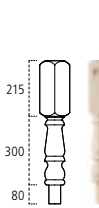
TIMBER / FINISH	CODE	SIZE (mm)	QTY.
* PINE	ST1500P	1500 x 90 x 90	1
* PINE	ST1500PHALF	1500 x 90 x 41	1
* PINE	ST850P	850 x 90 x 90	1

Plain Newel Turnings

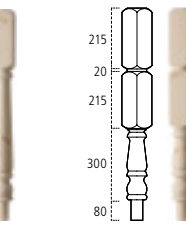
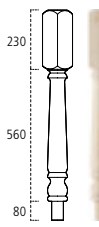
CMN180



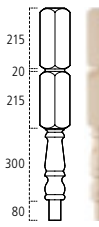
CMN202




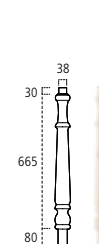
CMN230



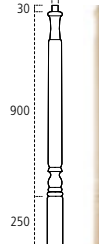
CMN430



NTO



NTV



TIMBER / FINISH	CODE	SIZE (mm)	QTY.
* PINE	CMN180P	820 x 90 x 90	1
* PINE	CMN202P	595 x 90 x 90	1
* PINE	CMN230P	870 x 90 x 90	1
* PINE	CMN430P	870 x 90 x 90	1
* PINE	NTOP	779 x 78 x 78	1
* PINE	NTVP	1180 x 67 x 67	1

PLAN


Visit our online planning service to help you and your customers.
cheshiremouldings.co.uk

CALL


Any questions?
Please call our technical helpline:
Freephone 0800 085 3475

FIT

Find a comprehensive range of fitting guides at:
cheshiremouldings.co.uk

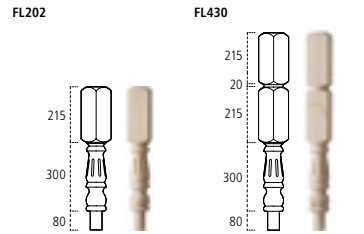
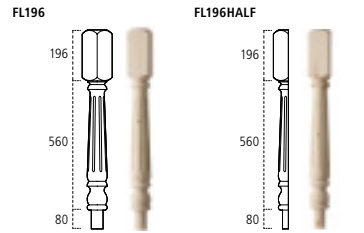


Benchmark Pine Square



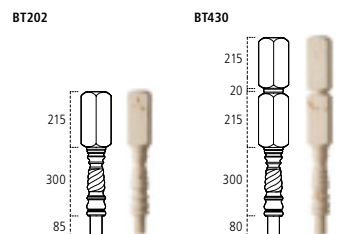
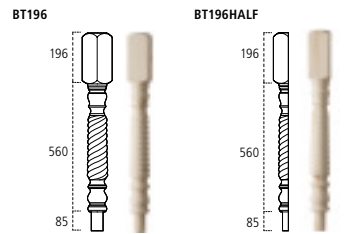
Benchmark Pine Stop Chamfered

Fluted Newel Turnings



TIMBER / FINISH	CODE	SIZE (mm)	QTY.
* PINE	FL196P	820 x 90 x 90	1
* PINE	FL196PHALF	820 x 90 x 43	1
* PINE	FL202P	595 x 90 x 90	1
* PINE	FL430P	830 x 90 x 90	1

Barley Twist Newel Turnings



TIMBER / FINISH	CODE	SIZE (mm)	QTY.
* PINE	BT196P	845 x 90 x 90	1
* PINE	BT196PHALF	845 x 90 x 43	1
* PINE	BT202P	600 x 90 x 90	1
* PINE	BT430P	835 x 90 x 90	1


Level Quarter Turn



Level Quarter Turn Cap



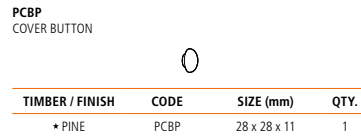
Tandem Cap



Opening Cap



Cover Buttons



Accessories



PRODUCT DESCRIPTION	CODE	QTY.
Handrail Fixing Kit	NEWFIXKIT	1
Newel Wedge Splitter	WEDGE SPLITTER	1
Double-Ended Screw with Cover Button	DWL-SCREW	1

32mm & 41mm Up Easing



TIMBER / FINISH	CODE	SIZE (mm)	QTY.
* PINE	VE1232P	230 x 80 x 56	1
* PINE	VE1241P	230 x 80 x 56	1

32mm & 41mm 90° Up Easing



TIMBER / FINISH	CODE	SIZE (mm)	QTY.
* PINE	UE1432P	175 x 75 x 56	1
* PINE	UE1441P	175 x 75 x 56	1

32mm & 41mm Over Easing



TIMBER / FINISH	CODE	SIZE (mm)	QTY.
* PINE	OE1332P	225 x 80 x 56	1
* PINE	OE1341P	225 x 80 x 56	1

Low Profile Handrail Fittings



TIMBER / FINISH	CODE	SIZE (mm)	QTY.
* PINE	LLQT11P	-	1
* PINE	LOE1332P	-	1
* PINE	LOE1341P	-	1
* PINE	LUE1232P	-	1
* PINE	LUE1241P	-	1

32mm & 41mm Goose Necks



TIMBER / FINISH	CODE	SIZE (mm)	QTY.
* PINE	GF9832P	590 x 202 x 57	1
* PINE	GF9841P	590 x 202 x 57	1

Left & Right Hand Volute inc. Up Easing



TIMBER / FINISH	CODE	SIZE (mm)	QTY.
* PINE	V30LHP	240 x 200 x 57	1
* PINE	V30RHP	240 x 200 x 57	1

PLAN Visit our online planning service to help you and your customers. cheshiremouldings.co.uk

CALL Any questions? Please call our technical helpline: Freephone 0800 085 3475

FIT Find a comprehensive range of fitting guides at: cheshiremouldings.co.uk

Sign up for our NEW Trade App



TRADE ONLY

The App benefits from great features

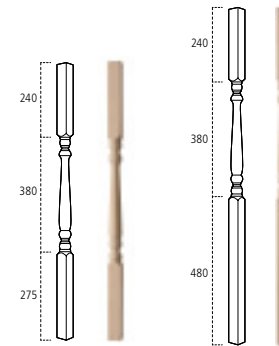
- ✦ Place orders 24/7
- ✦ Search, scan and browse products from our full catalogue
- ✦ Create favourites and build shopping lists
- ✦ Check stock levels
- ✦ Receive the latest discounts and special promotions
- ✦ View your customer specific pricing
- ✦ Explore our media library
- ✦ All from your mobile or tablet device



Click for fitting instructions

41mm Edwardian Spindles

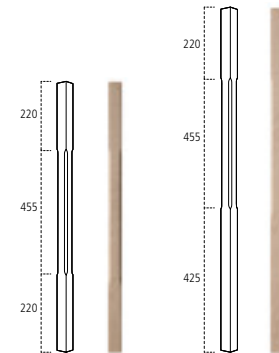
ED90 EDWARDIAN ED110 EDWARDIAN



TIMBER / FINISH	CODE	SIZE (mm)	QTY.
* HEMLOCK	ED90H	895 x 41 x 41	1
* HEMLOCK	ED110H	1100 x 41 x 41	1

41mm Stop Chamfered Spindles

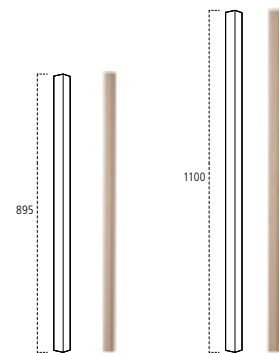
ST9041 STOP CHAMFERED ST11041 STOP CHAMFERED



TIMBER / FINISH	CODE	SIZE (mm)	QTY.
* HEMLOCK	ST9041H	895 x 41 x 41	1
* HEMLOCK	ST11041H	1100 x 41 x 41	1

41mm Blank Spindles

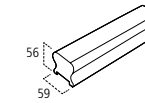
41BLK895 BLANK SPINDLE 41BLK1100 BLANK SPINDLE



TIMBER / FINISH	CODE	SIZE (mm)	QTY.
* HEMLOCK	41BLK895H	895 x 41 x 41	1
* HEMLOCK	41BLK1100H	1100 x 41 x 41	1

41mm Handrails

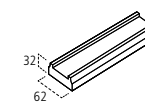
HR2.441 / HR3.641 / HR4.241
HANDRAIL 41mm Groove
2400 / 3600 / 4800mm



TIMBER / FINISH	CODE	SIZE (mm)	QTY.
* HEMLOCK	HR2.441H	2400 x 56 x 59	1
* HEMLOCK	HR3.641H	3600 x 56 x 59	1
* HEMLOCK	HR4.241H	4200 x 56 x 59	1

41mm Baseraills

BR2.441 / BR3.641 / BR4.241
BASERAIL 41mm Groove
2400 / 3600 / 4800mm



TIMBER / FINISH	CODE	SIZE (mm)	QTY.
* HEMLOCK	BR2.441H	2400 x 32 x 62	1
* HEMLOCK	BR3.641H	3600 x 32 x 62	1
* HEMLOCK	BR4.241H	4200 x 32 x 62	1

Level Quarter Turn

LQT11
LEVEL QUARTERTURN



TIMBER / FINISH	CODE	SIZE (mm)	QTY.
HEMLOCK	LQT11H	175 x 175 x 56	1

41mm Up Easing

VE1241
UP EASING



TIMBER / FINISH	CODE	SIZE (mm)	QTY.
* HEMLOCK	VE1241H	230 x 80 x 56	1

41mm 90° Up Easing

UE1441
90° UP EASING



TIMBER / FINISH	CODE	SIZE (mm)	QTY.
* HEMLOCK	UE1441H	175 x 75 x 56	1

41mm Over Easing

OE1341
OVER EASING



TIMBER / FINISH	CODE	SIZE (mm)	QTY.
* HEMLOCK	OE1341H	225 x 80 x 56	1

41mm Goose Necks

GF9841
GOOSE NECK - VERTICAL TURN



TIMBER / FINISH	CODE	SIZE (mm)	QTY.
* HEMLOCK	GF9841H	590 x 202 x 57	1

PLAN

Visit our online planning service to help you and your customers. cheshiremouldings.co.uk

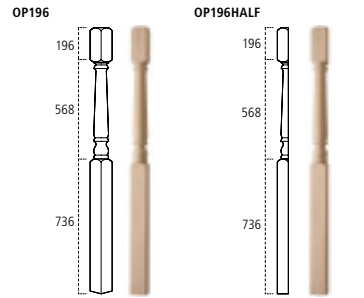
CALL

Any questions? Please call our technical helpline: Freephone 0800 085 3475

FIT

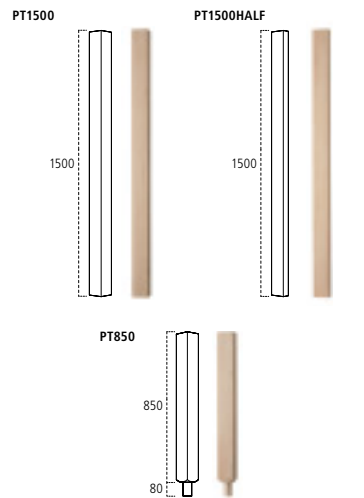
Find a comprehensive range of fitting guides at: cheshiremouldings.co.uk

One Piece Newels & Halves



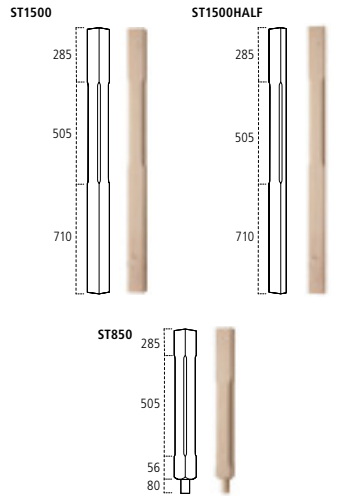
TIMBER / FINISH	CODE	SIZE (mm)	QTY.
* HEMLOCK	OP196H	1500 x 90 x 90	1
* HEMLOCK	OP196HHALF	1500 x 90 x 43	1

Patrice Newels & Halves



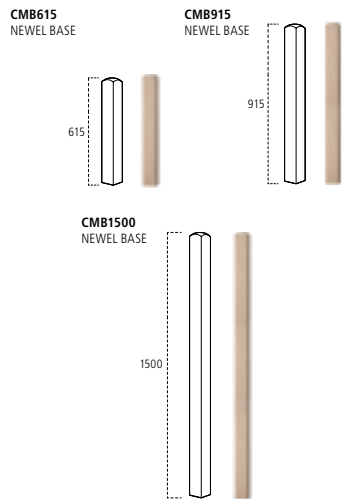
TIMBER / FINISH	CODE	SIZE (mm)	QTY.
* HEMLOCK	PT1500H	1500 x 90 x 90	1
* HEMLOCK	PT1500HHALF	1500 x 90 x 41	1
* HEMLOCK	PT850H	930 x 90 x 90	1

Stop Chamfered Newels & Halves



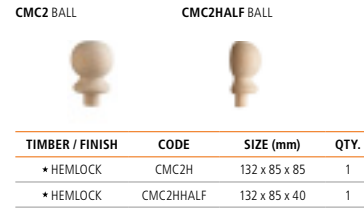
TIMBER / FINISH	CODE	SIZE (mm)	QTY.
* HEMLOCK	ST1500H	1500 x 90 x 90	1
* HEMLOCK	ST1500HHALF	1500 x 90 x 41	1
* HEMLOCK	ST850H	850 x 90 x 90	1

Newel Bases



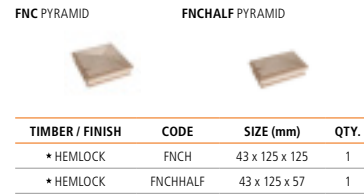
TIMBER / FINISH	CODE	SIZE (mm)	QTY.
* HEMLOCK	CMB615H	615 x 90 x 90	1
* HEMLOCK	CMB915H	915 x 90 x 90	1
* HEMLOCK	CMB1500H	1500 x 90 x 90	1

Ball Cap



TIMBER / FINISH	CODE	SIZE (mm)	QTY.
* HEMLOCK	CMC2H	132 x 85 x 85	1
* HEMLOCK	CMC2HHALF	132 x 85 x 40	1

Pyramid Cap



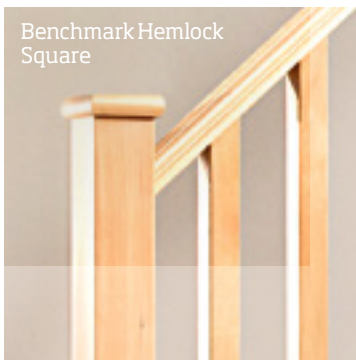
TIMBER / FINISH	CODE	SIZE (mm)	QTY.
* HEMLOCK	FNCH	43 x 125 x 125	1
* HEMLOCK	FNCHHALF	43 x 125 x 57	1

Accessories



PRODUCT DESCRIPTION	CODE	QTY.
Handrail Fixing Kit	NEWFIXKIT	1
Newel Wedge Splitter	WEDGE SPLITTER	1
Double-Ended Screw with Cover Button	DWL-SCREW	1

Click for fitting instructions



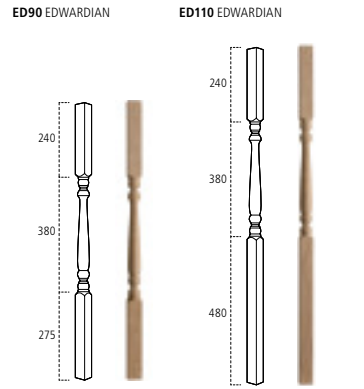
Benchmark Hemlock Square

PLAN Visit our online planning service to help you and your customers. cheshiremouldings.co.uk

CALL Any questions? Please call our technical helpline: Freephone 0800 085 3475

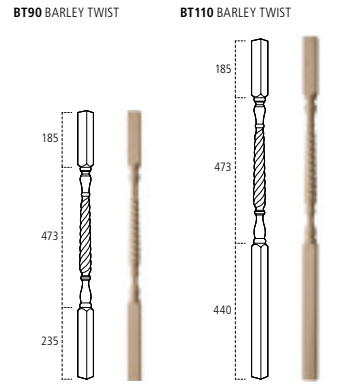
FIT Find a comprehensive range of fitting guides at: cheshiremouldings.co.uk

41mm Edwardian Spindles



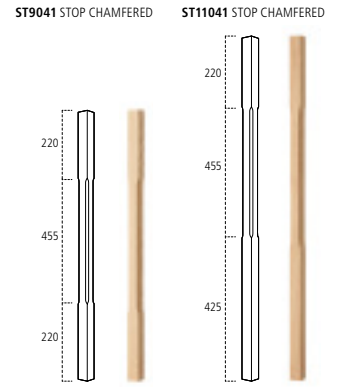
TIMBER / FINISH	CODE	SIZE (mm)	QTY.
△ OAK	ED900	895 x 41 x 41	1
△ OAK	ED1100	1100 x 41 x 41	1

41mm Barley Twist Spindles



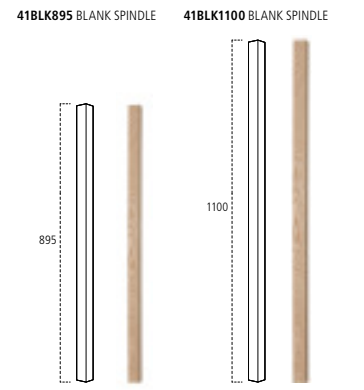
TIMBER / FINISH	CODE	SIZE (mm)	QTY.
△ OAK	BT900	895 x 41 x 41	1
△ OAK	BT1100	1100 x 41 x 41	1

41mm Stop Chamfered Spindles



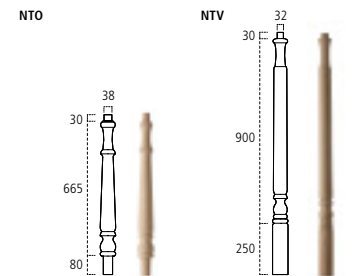
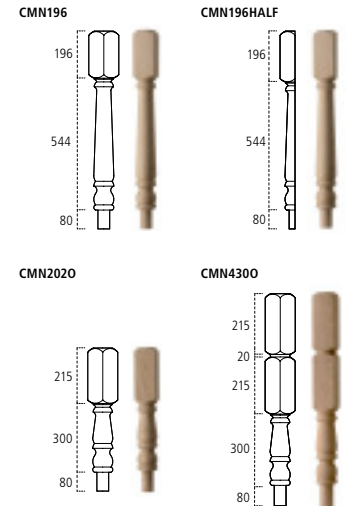
TIMBER / FINISH	CODE	SIZE (mm)	QTY.
△ OAK	ST90410	895 x 41 x 41	1
△ OAK	ST110410	1100 x 41 x 41	1

41mm Blank Spindles

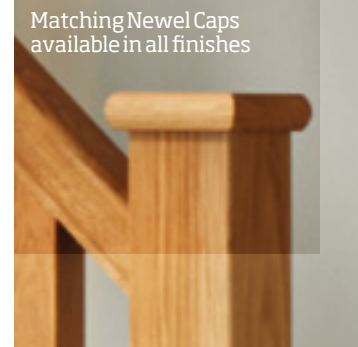


TIMBER / FINISH	CODE	SIZE (mm)	QTY.
△ OAK	41BLK8950	895 x 41 x 41	1
△ OAK	41BLK11000	1100 x 41 x 41	1

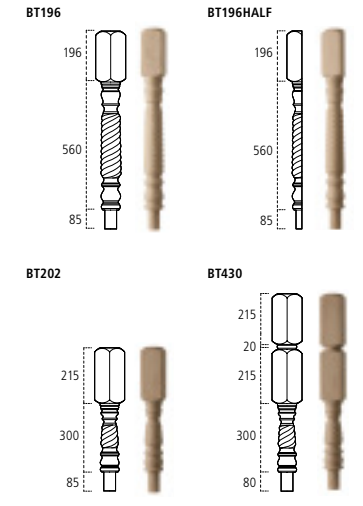
Plain Newel Turnings



TIMBER / FINISH	CODE	SIZE (mm)	QTY.
△ OAK	CMN1960	820 x 90 x 90	1
△ OAK	CMN1960HALF	820 x 90 x 43	1
△ OAK	CMN2020	595 x 90 x 90	1
△ OAK	CMN4300	870 x 90 x 90	1
△ OAK	NTO0	779 x 78 x 78	1
△ OAK	NTV0	1180 x 67 x 67	1

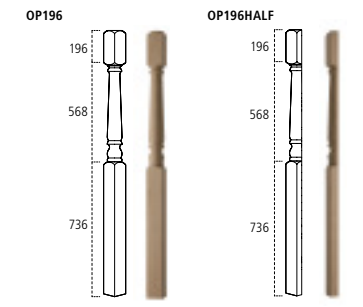


Barley Twist Newel Turnings



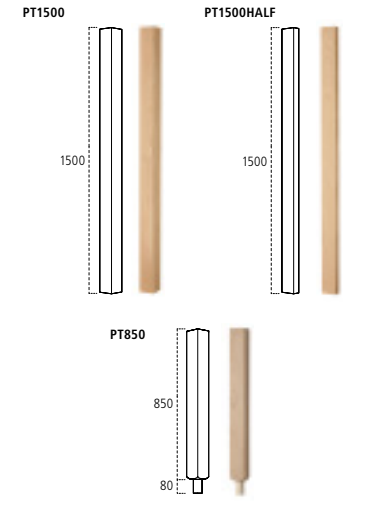
TIMBER / FINISH	CODE	SIZE (mm)	QTY.
△ OAK	BT1960	845 x 90 x 90	1
△ OAK	BT1960HALF	845 x 90 x 43	1
△ OAK	BT2020	600 x 90 x 90	1
△ OAK	BT4300	835 x 90 x 90	1

One Piece Newels & Halves



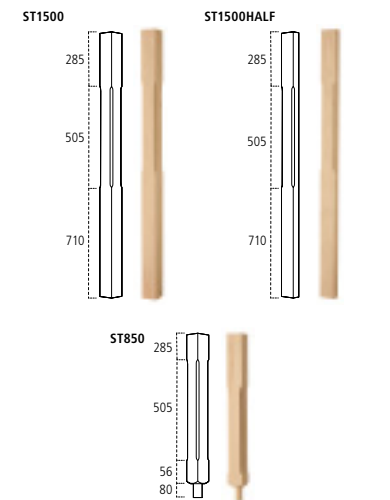
TIMBER / FINISH	CODE	SIZE (mm)	QTY.
△ OAK	OP1960	1500 x 90 x 90	1
△ OAK	OP1960HALF	1500 x 90 x 43	1

Patrice Newels & Halves



TIMBER / FINISH	CODE	SIZE (mm)	QTY.
△ OAK	PT15000	1500 x 90 x 90	1
△ OAK	PT15000HALF	1500 x 90 x 41	1
△ OAK	PT8500	930 x 90 x 90	1

Stop Chamfered Newels & Halves



TIMBER / FINISH	CODE	SIZE (mm)	QTY.
△ OAK	ST15000	1500 x 90 x 90	1
△ OAK	ST15000HALF	1500 x 90 x 41	1
△ OAK	ST8500	850 x 90 x 90	1

PLAN

Visit our online planning service to help you and your customers. cheshiremouldings.co.uk

CALL

Any questions? Please call our technical helpline: Freephone 0800 085 3475

FIT


Find a comprehensive range of fitting guides at: cheshiremouldings.co.uk

Download our **NEW INSTALLER FRIENDLY** fitting instructions

Click for fitting instructions

41mm Handrails

HR2.441 / HR3.641 / HR4.241
HANDRAIL 41mm Groove
2400 / 3600 / 4800mm



TIMBER / FINISH	CODE	SIZE (mm)	QTY.
OAK	HR2.441O	2400 x 56 x 59	1
OAK	HR3.641O	3600 x 56 x 59	1
OAK	HR4.241O	4200 x 56 x 59	1

32mm Handrails


HR2.432 / HR3.632 / HR4.232
HANDRAIL 32mm Groove
2400 / 3600 / 4800mm



TIMBER / FINISH	CODE	SIZE (mm)	QTY.
OAK	HR2.432O	2400 x 56 x 59	1
OAK	HR4.232O	4200 x 56 x 59	1

41mm Baserails


BR2.441 / BR3.641 / BR4.241
BASERAIL 41mm Groove
2400 / 3600 / 4800mm



TIMBER / FINISH	CODE	SIZE (mm)	QTY.
OAK	BR2.441O	2400 x 32 x 62	1
OAK	BR3.641O	3600 x 32 x 62	1
OAK	BR4.241O	4200 x 32 x 62	1

32mm Baserails

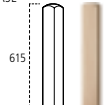
BR2.432 / BR4.232
BASERAIL 32mm Groove
2400 / 4800mm



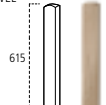
TIMBER / FINISH	CODE	SIZE (mm)	QTY.
OAK	BR2.432O	2400 x 32 x 62	1
OAK	BR4.232O	4200 x 32 x 62	1

Newel Bases

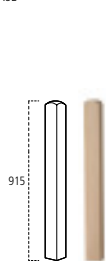
CMB615
NEWEL BASE



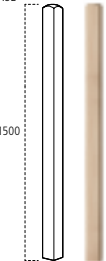
CMB615HALF
HALF NEWEL BASE



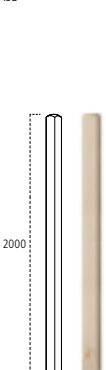
CMB915
NEWEL BASE



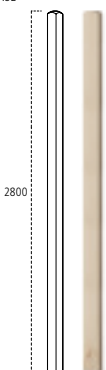
CMB1500
NEWEL BASE



CMB2000
NEWEL BASE



CMB2800
NEWEL BASE



TIMBER / FINISH	CODE	SIZE (mm)	QTY.
△ OAK	CMB615O	615 x 90 x 90	1
△ OAK	CMB615OHALF	615 x 90 x 43	1
△ OAK	CMB915O	915 x 90 x 90	1
△ OAK	CMB1500O	1500 x 90 x 90	1
△ OAK	CMB2000O	2000 x 90 x 90	1
△ OAK	CMB2800O	2800 x 90 x 90	1

Ball Cap

CMC2 BALL



CMC2HALF BALL



TIMBER / FINISH	CODE	SIZE (mm)	QTY.
△ OAK	CMC2O	132 x 85 x 85	1
△ OAK	CMC2OHALF	132 x 85 x 40	1

BLISTER PACKED

△ OAK	BCMC2O	132 x 85 x 85	1
△ OAK	BCMC2OHALF	132 x 85 x 40	1

Pyramid Cap

FNC PYRAMID



FNC HALF PYRAMID



TIMBER / FINISH	CODE	SIZE (mm)	QTY.
△ OAK	FNCO	43 x 125 x 125	1
△ OAK	FNCOHALF	43 x 125 x 57	1

BLISTER PACKED

△ OAK	BFNCO	43 x 125 x 125	1
△ OAK	BFNCOHALF	43 x 125 x 57	1

Acorn Cap

CMC3 ACORN



CMC3HALF ACORN



TIMBER / FINISH	CODE	SIZE (mm)	QTY.
△ OAK	CMC3O	158 x 84 x 84	1
△ OAK	CMC3OHALF	158 x 84 x 40	1

Low Profile Flat Cap

LNC LOW PROFILE



LNC HALF LOW PROFILE



TIMBER / FINISH	CODE	SIZE (mm)	QTY.
△ OAK	LNCO	110 x 110 x 29	1
△ OAK	LNCOHALF	110 x 51 x 29	1

Level Quarter Turn

LQT11
LEVEL QUARTERTURN



TIMBER / FINISH	CODE	SIZE (mm)	QTY.
OAK	LQT11O	175 x 175 x 56	1

Level Quarter Turn Cap

LQC20
LEVEL QUARTERTURN WITH CAP



TIMBER / FINISH	CODE	SIZE (mm)	QTY.
OAK	LQC20O	185 x 185 x 57	1

Tandem Cap

TC20
TANDEM CAP



TIMBER / FINISH	CODE	SIZE (mm)	QTY.
OAK	TC20O	230 x 85 x 56	1

Opening Cap

OC10
OPENING CAP



TIMBER / FINISH	CODE	SIZE (mm)	QTY.
OAK	OC10O	160 x 85 x 56	1

32mm & 41mm Up Easing

VE1232
UP EASING



VE12
UP EASING



TIMBER / FINISH	CODE	SIZE (mm)	QTY.
OAK	VE1232O	230 x 80 x 56	1
OAK	VE12O	230 x 80 x 56	1

32mm & 41mm 90° Up Easing

UE1432
90° UP EASING



UE1441
90° UP EASING



TIMBER / FINISH	CODE	SIZE (mm)	QTY.
OAK	UE1432O	175 x 75 x 56	1
OAK	UE14O	175 x 75 x 56	1

32mm & 41mm Over Easing

OE1332
OVER EASING



OE13
OVER EASING



TIMBER / FINISH	CODE	SIZE (mm)	QTY.
OAK	OE1332O	225 x 80 x 56	1
OAK	OE13	225 x 80 x 56	1

32mm & 41mm Goose Necks

GF9832
GOOSE NECK - VERTICAL TURN



GF98O
GOOSE NECK - VERTICAL TURN



TIMBER / FINISH	CODE	SIZE (mm)	QTY.
OAK	GF9832O	590 x 202 x 57	1
OAK	GF98O	590 x 202 x 57	1

Left & Right Hand Volute inc. Up Easing

V30LH
LEFT HAND VOLUTE INC. UP EASING



V30RH
RIGHT HAND VOLUTE INC. UP EASING



TIMBER / FINISH	CODE	SIZE (mm)	QTY.
OAK	V30LHO	240 x 200 x 57	1
OAK	V30RHO	240 x 200 x 57	1

Cover Buttons

CBO
COVER BUTTON



TIMBER / FINISH	CODE	SIZE (mm)	QTY.
OAK	CBO	28 x 28 x 11	1

Accessories

DWL-SCREW
DOWEL SCREW

NEWFIXKIT
HANDRAIL FIXING KIT



WEDGE SPLITTER
WEDGE SPLITTER
70 x 27mm



PRODUCT DESCRIPTION	CODE	QTY.
Handrail Fixing Kit	NEWFIXKIT	1
Newel Wedge Splitter	WEDGE SPLITTER	1
Double-Ended Screw with Cover Button	DWL-SCREW	1



Download our
NEW
INSTALLER
FRIENDLY
fitting instructions

Click for fitting instructions

PLAN

Visit our online planning service to help you and your customers.
cheshiremouldings.co.uk

CALL

Any questions?
Please call our technical helpline:
Freephone 0800 085 3475

FIT

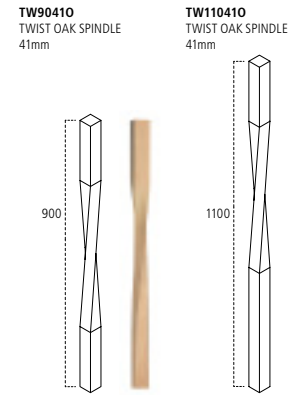
Find a comprehensive range of fitting guides at:
cheshiremouldings.co.uk

NEW Twist newel posts and Pine ready-to-paint range

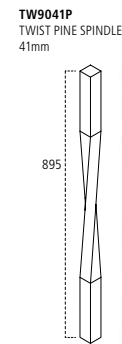


Click for fitting instructions

41mm Twist Spindles

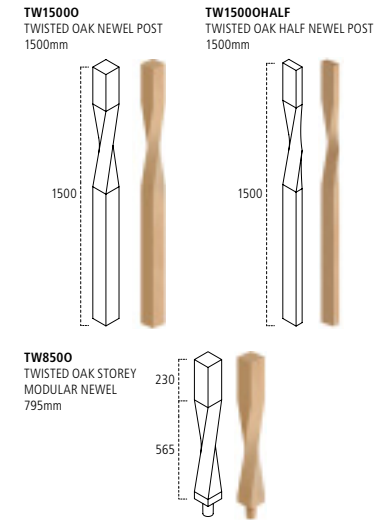


NEW Ready-to-paint Pine Range

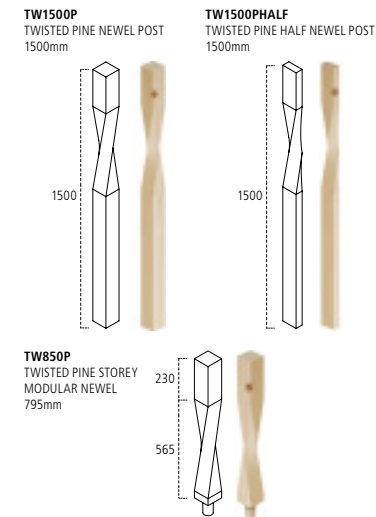


TIMBER / FINISH	CODE	SIZE (mm)	QTY.
OAK	TW9041O	900 x 41 x 41	1
OAK	TW11041O	1100 x 41 x 41	1
PINE	TW9041P	895 x 41 x 41	1

NEW Twist Newels & Halves

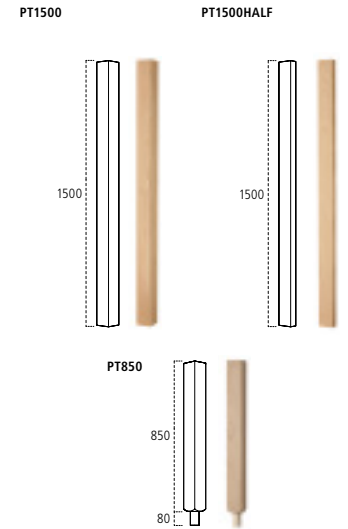


NEW Ready-to-paint Pine Range




TIMBER / FINISH	CODE	SIZE (mm)	QTY.
▲ OAK	TW1500O	1500 x 90 x 90	1
▲ OAK	TW1500OHALF	1500 x 90 x 41	1
▲ OAK	TW850O	795 x 90 x 90	1
PINE	TW1500P	1500 x 90 x 90	1
PINE	TW1500PHALF	1500 x 90 x 41	1
PINE	TW850P	795 x 90 x 90	1

Patrice Newels & Halves



TIMBER / FINISH	CODE	SIZE (mm)	QTY.
▲ OAK	PT1500O	1500 x 90 x 90	1
▲ OAK	PT1500OHALF	1500 x 90 x 41	1
▲ OAK	PT850O	930 x 90 x 90	1

Benchmark Twist is compatible with Benchmark Oak and Pine Stairparts. See pages 59-63 for Oak and page 48-55 for Pine.



NEW ready-to-paint pine range

PLAN

Visit our online planning service to help you and your customers. cheshiremouldings.co.uk

CALL

Any questions? Please call our technical helpline: Freephone 0800 085 3475

FIT

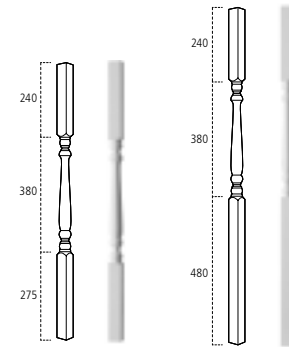
Find a comprehensive range of fitting guides at: cheshiremouldings.co.uk



Click for fitting instructions

41mm Edwardian Spindles

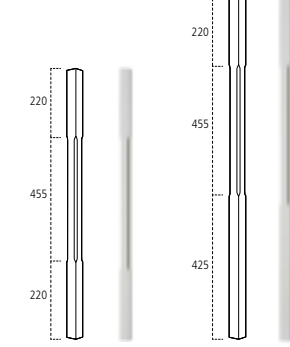
ED90 EDWARDIAN ED110 EDWARDIAN



TIMBER / FINISH	CODE	SIZE (mm)	QTY.
WHITE PRIMED	ED90W	895 x 41 x 41	1
WHITE PRIMED	ED110W	1100 x 41 x 41	1

32mm Stop Chamfered Spindles

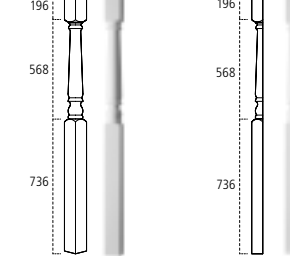
ST90 STOP CHAMFERED ST11032 STOP CHAMFERED



TIMBER / FINISH	CODE	SIZE (mm)	QTY.
WHITE PRIMED	ST90W	895 x 32 x 32	1
WHITE PRIMED	ST11032W	1100 x 32 x 32	1

One Piece Newels & Halves

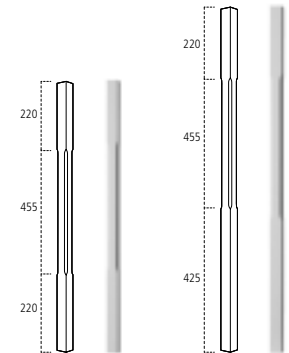
OP196 OP196HALF



TIMBER / FINISH	CODE	SIZE (mm)	QTY.
WHITE PRIMED	OP196W	1500 x 90 x 90	1
WHITE PRIMED	OP196WHALF	1500 x 90 x 43	1

41mm Stop Chamfered Spindles

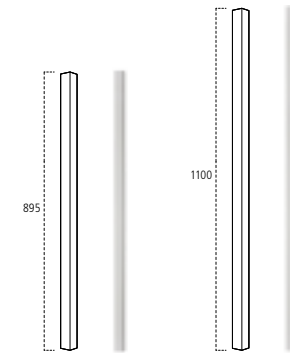
ST9041 STOP CHAMFERED ST11041 STOP CHAMFERED



TIMBER / FINISH	CODE	SIZE (mm)	QTY.
WHITE PRIMED	ST9041W	895 x 41 x 41	1
WHITE PRIMED	ST11041W	1100 x 41 x 41	1

32mm Blank Spindles

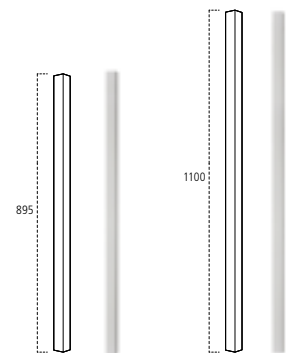
32BLK895 BLANK SPINDLE 32BLK1100 BLANK SPINDLE



TIMBER / FINISH	CODE	SIZE (mm)	QTY.
WHITE PRIMED	32BLK895W	895 x 32 x 32	1
WHITE PRIMED	32BLK1100W	1100 x 32 x 32	1

41mm Blank Spindles

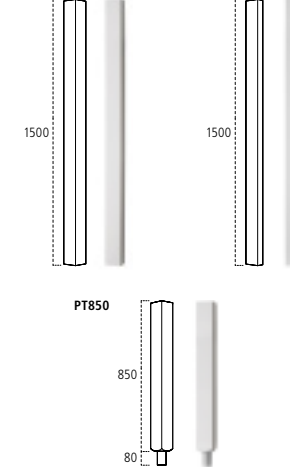
41BLK895 BLANK SPINDLE 41BLK1100 BLANK SPINDLE



TIMBER / FINISH	CODE	SIZE (mm)	QTY.
WHITE PRIMED	41BLK895W	895 x 41 x 41	1
WHITE PRIMED	41BLK1100W	1100 x 41 x 41	1

Patrice Newels & Halves

PT1500 PT1500HALF



TIMBER / FINISH	CODE	SIZE (mm)	QTY.
WHITE PRIMED	PT1500W	1500 x 90 x 90	1
WHITE PRIMED	PT1500WHALF	1500 x 90 x 41	1
WHITE PRIMED	PT850W	930 x 90 x 90	1

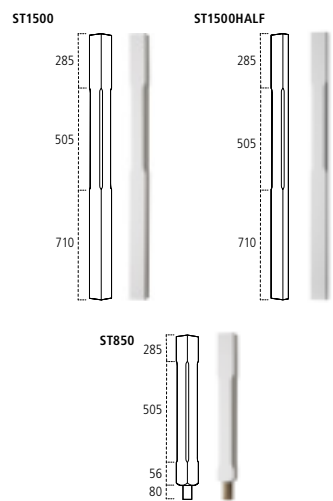


PLAN Visit our online planning service to help you and your customers. cheshiremouldings.co.uk

CALL Any questions? Please call our technical helpline: Freephone 0800 085 3475

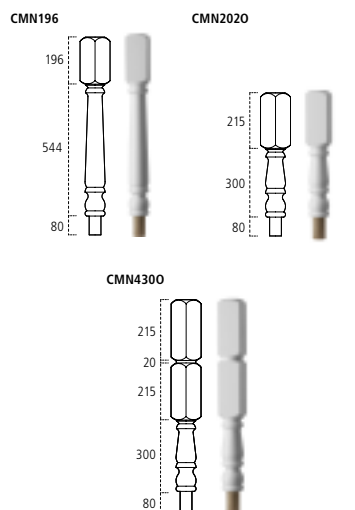
FIT Find a comprehensive range of fitting guides at: cheshiremouldings.co.uk

Stop Chamfered Newels & Halves



TIMBER / FINISH	CODE	SIZE (mm)	QTY.
WHITE PRIMED	ST1500W	1500 x 90 x 90	1
WHITE PRIMED	ST1500WHALF	1500 x 90 x 41	1
WHITE PRIMED	ST850W	850 x 90 x 90	1

Plain Newel Turnings



TIMBER / FINISH	CODE	SIZE (mm)	QTY.
WHITE PRIMED	CMN196W	820 x 90 x 90	1
WHITE PRIMED	CMN2020W	595 x 90 x 90	1
WHITE PRIMED	CMN4300W	870 x 90 x 90	1

41mm Handrails



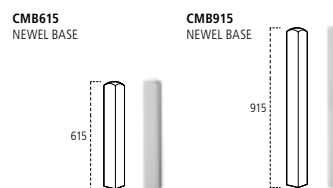
TIMBER / FINISH	CODE	SIZE (mm)	QTY.
WHITE PRIMED	HR2.441W	2400 x 56 x 59	1
WHITE PRIMED	HR3.641W	3600 x 56 x 59	1
WHITE PRIMED	HR4.241W	4200 x 56 x 59	1

32mm Handrails



TIMBER / FINISH	CODE	SIZE (mm)	QTY.
WHITE PRIMED	HR2.432W	2400 x 56 x 59	1
WHITE PRIMED	HR4.232W	4200 x 56 x 59	1

Newel Bases



TIMBER / FINISH	CODE	SIZE (mm)	QTY.
WHITE PRIMED	CMB615W	615 x 90 x 90	1
WHITE PRIMED	CMB915W	915 x 90 x 90	1

41mm Baseraills



TIMBER / FINISH	CODE	SIZE (mm)	QTY.
WHITE PRIMED	BR2.441W	2400 x 32 x 62	1
WHITE PRIMED	BR3.641W	3600 x 32 x 62	1
WHITE PRIMED	BR4.241W	4200 x 32 x 62	1

32mm Baseraills



TIMBER / FINISH	CODE	SIZE (mm)	QTY.
WHITE PRIMED	BR2.432W	2400 x 32 x 62	1
WHITE PRIMED	BR4.232W	4200 x 32 x 62	1

Ball Cap



TIMBER / FINISH	CODE	SIZE (mm)	QTY.
WHITE PRIMED	CMC2W	132 x 85 x 85	1
WHITE PRIMED	CMC2WHALF	132 x 85 x 40	1

BLISTER PACKED			
WHITE PRIMED	BCMC2W	132 x 85 x 85	1
WHITE PRIMED	BCMC2WHALF	132 x 85 x 40	1


Pyramid Cap



TIMBER / FINISH	CODE	SIZE (mm)	QTY.
WHITE PRIMED	FNCW	43 x 125 x 125	1
WHITE PRIMED	FNCWHALF	43 x 125 x 57	1

BLISTER PACKED			
WHITE PRIMED	BFNCW	43 x 125 x 125	1
WHITE PRIMED	BFNCWHALF	43 x 125 x 57	1

Accessories



PRODUCT DESCRIPTION	CODE	QTY.
Handrail Fixing Kit	NEWFIXKIT	1
Newel Wedge Splitter	WEDGE SPLITTER	1
Double-Ended Screw with Cover Button	DWL-SCREW	1

Stairklad

Transform your staircase

This fully finished oak veneer stair flooring will transform your staircase into a stylish centrepiece for your home. It's pre-finished, making it durable and easy to install as it simply glues to your existing staircase.

- Easy to install
- Lacquered
- Real oak veneer
- Rounded front nosing

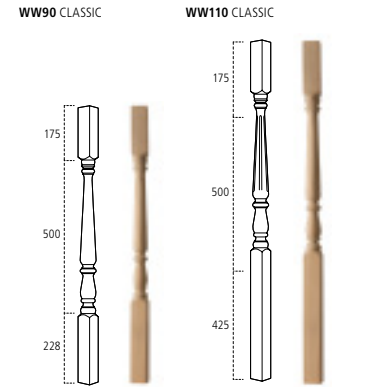
PLAN Visit our online planning service to help you and your customers. cheshiremouldings.co.uk

CALL Any questions? Please call our technical helpline: Freephone 0800 085 3475

FIT Find a comprehensive range of fitting guides at: cheshiremouldings.co.uk

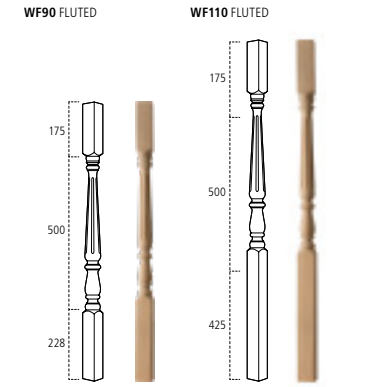


Classic Spindles



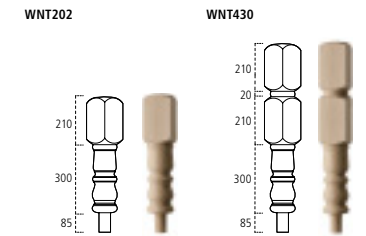
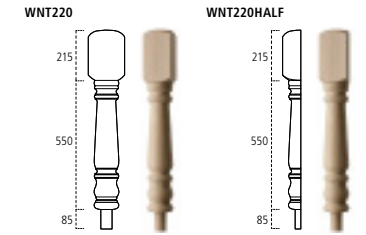
TIMBER / FINISH	CODE	SIZE (mm)	QTY.
OAK	WW900	900 x 55 x 55	1
OAK	WW1100	1100 x 55 x 55	1

Fluted Spindles



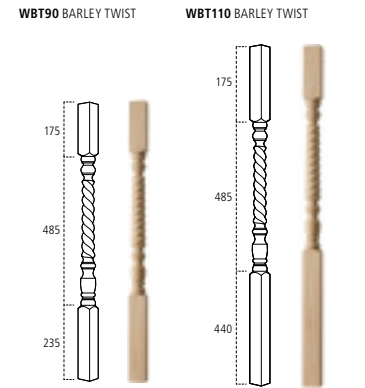
TIMBER / FINISH	CODE	SIZE (mm)	QTY.
OAK	WF900	900 x 55 x 55	1
OAK	WF1100	1100 x 55 x 55	1

Classic Newel Turnings



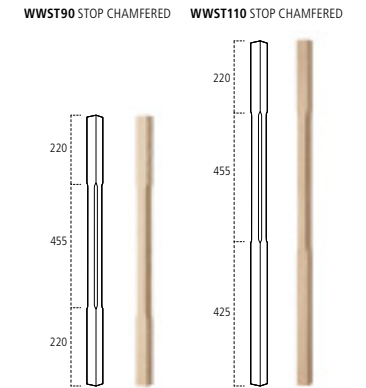
TIMBER / FINISH	CODE	SIZE (mm)	QTY.
OAK	WFNT2200	870 x 115 x 115	1
OAK	WFNT2200HALF	870 x 115 x 55	1
OAK	WFNT2020	595 x 115 x 115	1
OAK	WFNT4300	825 x 115 x 115	1

Barley Twist Spindles



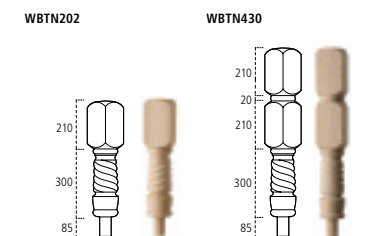
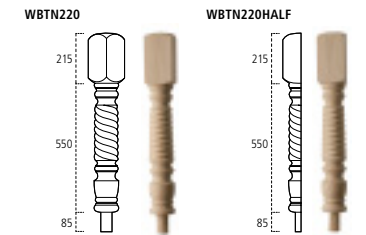
TIMBER / FINISH	CODE	SIZE (mm)	QTY.
OAK	WBT900	900 x 55 x 55	1
OAK	WBT1100	1100 x 55 x 55	1

Stop Chamfered Spindles





TIMBER / FINISH	CODE	SIZE (mm)	QTY.
OAK	WWST900	900 x 55 x 55	1
OAK	WWST1100	1100 x 55 x 55	1

Barley Twist Newel Turnings



TIMBER / FINISH	CODE	SIZE (mm)	QTY.
OAK	WBTN2200	870 x 115 x 115	1
OAK	WBTN2200HALF	870 x 115 x 55	1
OAK	WBTN2020	595 x 115 x 115	1
OAK	WBTN4300	825 x 115 x 115	1

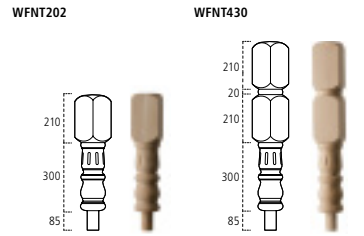
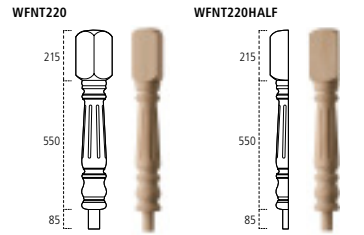


PLAN Visit our online planning service to help you and your customers. cheshiremouldings.co.uk

CALL Any questions? Please call our technical helpline: Freephone 0800 085 3475


FIT Find a comprehensive range of fitting guides at: cheshiremouldings.co.uk

Fluted Newel Turnings



TIMBER / FINISH	CODE	SIZE (mm)	QTY.
OAK	WFNT2200	870 x 115 x 115	1
OAK	WFNT2200HALF	870 x 115 x 55	1
OAK	WFNT2020	595 x 115 x 115	1
OAK	WFNT4300	825 x 115 x 115	1

Ball Cap



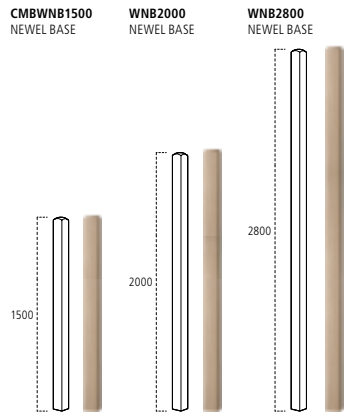
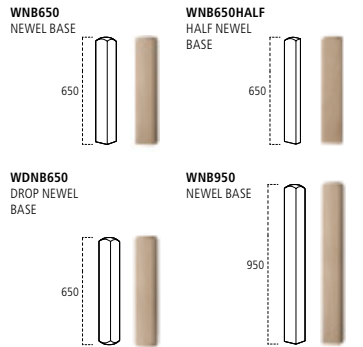
TIMBER / FINISH	CODE	SIZE (mm)	QTY.
OAK	WNC20	160 x 115 x 115	1
OAK	WNC20HALF	160 x 58 x 115	1

Acorn Cap



TIMBER / FINISH	CODE	SIZE (mm)	QTY.
OAK	WNC30	200 x 115 x 115	1
OAK	WNC30HALF	200 x 58 x 115	1

Newel Bases



TIMBER / FINISH	CODE	SIZE (mm)	QTY.
OAK	WNB6500	650 x 115 x 115	1
OAK	WNB6500HALF	650 x 115 x 55	1
OAK	WNB6500	650 x 115 x 115	1
OAK	WNB9500	950 x 115 x 115	1
OAK	WNB15000	1500 x 115 x 115	1
OAK	WNB20000	2000 x 115 x 115	1
OAK	WNB28000	2800 x 115 x 115	1

55mm Handrails



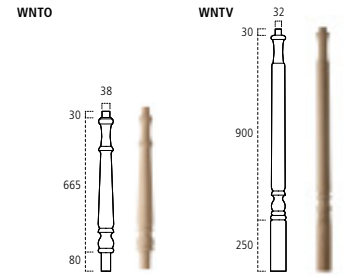
TIMBER / FINISH	CODE	SIZE (mm)	QTY.
OAK	WHR2.4550	2400 x 70 x 92	1
OAK	WHR3.6550	3600 x 70 x 92	1
OAK	WHR4.2550	4200 x 70 x 92	1

55mm Baseraills



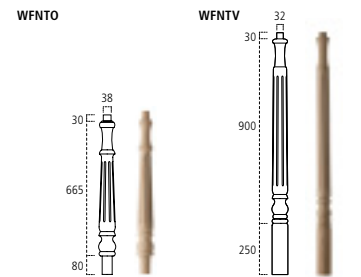
TIMBER / FINISH	CODE	SIZE (mm)	QTY.
OAK	WBR2.4550	2400 x 30 x 88	1
OAK	WBR3.6550	3600 x 30 x 88	1
OAK	WBR4.2550	4200 x 30 x 88	1

Plain Newel Turnings



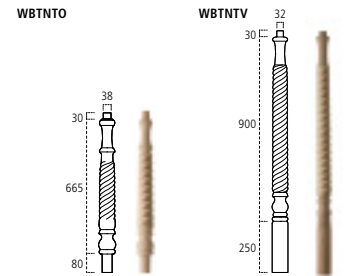
TIMBER / FINISH	CODE	SIZE (mm)	QTY.
OAK	WNTO0	799 x 84 x 84	1
OAK	WNTV0	1180 x 84 x 74	1

Fluted Newel Turnings



TIMBER / FINISH	CODE	SIZE (mm)	QTY.
OAK	WFNT00	799 x 84 x 84	1
OAK	WFNTV0	1180 x 84 x 74	1

Barley Twist Newel Turnings



TIMBER / FINISH	CODE	SIZE (mm)	QTY.
OAK	WBTNT00	799 x 84 x 84	1
OAK	WBTNTV0	1180 x 84 x 74	1

Level Quarter Turn



TIMBER / FINISH	CODE	SIZE (mm)	QTY.
▲ OAK	WLQTO	200 x 200 x 70.5	1

Level Quarter Turn Cap



TIMBER / FINISH	CODE	SIZE (mm)	QTY.
▲ OAK	WLQCO	203 x 203 x 70.5	1

Tandem Cap



TIMBER / FINISH	CODE	SIZE (mm)	QTY.
OAK	WTCO	212 x 122 x 70.5	1

Opening Cap



TIMBER / FINISH	CODE	SIZE (mm)	QTY.
OAK	WOCO	170 x 119 x 70.5	1

Up Easing



TIMBER / FINISH	CODE	SIZE (mm)	QTY.
OAK	WVE0	240 x 90 x 92	1

90° Up Easing



TIMBER / FINISH	CODE	SIZE (mm)	QTY.
▲ OAK		245 x 100 x 92	1

Over Easing



TIMBER / FINISH	CODE	SIZE (mm)	QTY.
▲ OAK	WEO0	240 x 90 x 92	1

Goose Necks



TIMBER / FINISH	CODE	SIZE (mm)	QTY.
OAK	WGFO	590 x 205 x 91	1

Left & Right Hand Volute



TIMBER / FINISH	CODE	SIZE (mm)	QTY.
▲ OAK	WVLHO	310 x 280 x 70.5	1
▲ OAK	WVRHO	310 x 280 x 70.5	1

PLAN

Visit our online planning service to help you and your customers. cheshiremouldings.co.uk

CALL

Any questions? Please call our technical helpline: Freephone 0800 085 3475

FIT

Find a comprehensive range of fitting guides at: cheshiremouldings.co.uk

Download our **NEW INSTALLER FRIENDLY** fitting instructions

Click for fitting instructions

Porches, Gallows & Pineboard

Porches & Gallows

110

These stylish porch canopies and accessories will transform the exterior of any home. They are easy to install, pre-drilled, ready to paint, stain or varnish.

Choose from flat roof or apex designs, with an optional finial for a finishing touch. Manufactured to a high standard and tested by an independent structural engineer.

Both flat roof and apex designs are now available in pine or NEW white primed.

Softwood EGP Boards

111

Softwood edge glued boards can be used for a range of joinery projects including shelving, furniture or general DIY jobs. Boards can be easily fixed using adhesive, pins, screws or nails. Once sanded, they can easily be painted, waxed or varnished.



Apex Porch Canopy - Page 110



Flat Porch Canopy - Page 110

Porches

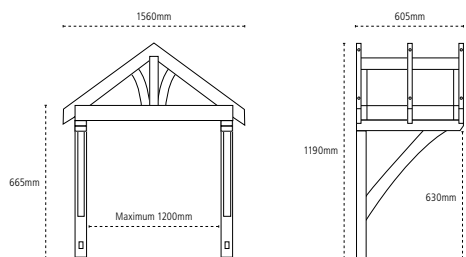
All our porches and gallow components are manufactured to a high standard and tested by an independent structural engineer.



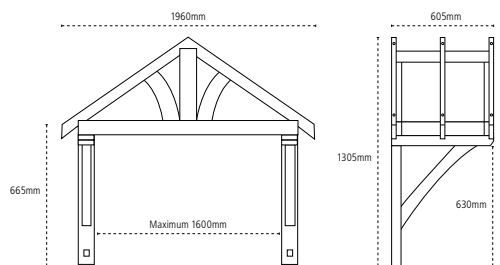
Porch Canopy

PORCH001 / PCH01-P
APEX PORCH CANOPY

TIMBER / FINISH	CODE	SIZE (mm)	QTY.
PINE	PORCH001	1560 x 1190 x 605	1
WHITE PRIMED	PCH01-P	1560 x 1190 x 605	1
PINE	PORCH002	1960 x 1305 x 605	1
WHITE PRIMED	PCH02-P	1960 x 1305 x 605	1



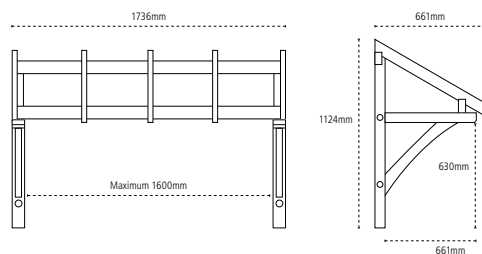
PORCH002 / PCH02-P
APEX PORCH CANOPY



Porch Canopy

PORCH003 / PCH03-P
FLAT ROOF PORCH CANOPY

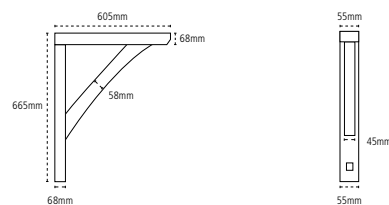
TIMBER / FINISH	CODE	SIZE (mm)	QTY.
PINE	PORCH003	1736 x 1124 x 661	1
WHITE PRIMED	PCH03-P	1736 x 1124 x 661	1



Gallows Bracket

CP300
GALLOW BRACKET

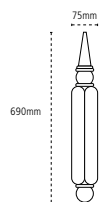
TIMBER / FINISH	CODE	SIZE (mm)	QTY.
PINE	CP300	605 x 665 x 55	1



Porch Accessories

PORCH200
PORCH FINIAL

TIMBER / FINISH	CODE	SIZE (mm)	QTY.
PINE	PORCH200	75 x 690 x 75	1



Softwood

18mm Softwood EGP - 850mm

PB01 - PB05
850mm SOFTWOOD

TIMBER / FINISH	CODE	SIZE (mm)	QTY.
SOFTWOOD	PB01	850 x 200 x 18	1
SOFTWOOD	PB02	850 x 250 x 18	1
SOFTWOOD	PB03	850 x 300 x 18	1
SOFTWOOD	PB04	850 x 400 x 18	1
SOFTWOOD	PB05	850 x 500 x 18	1

18mm Softwood EGP - 1150mm

PB06 - PB10
1150mm SOFTWOOD

TIMBER / FINISH	CODE	SIZE (mm)	QTY.
SOFTWOOD	PB06	1150 x 200 x 18	1
SOFTWOOD	PB07	1150 x 250 x 18	1
SOFTWOOD	PB08	1150 x 300 x 18	1
SOFTWOOD	PB09	1150 x 400 x 18	1
SOFTWOOD	PB10	1150 x 500 x 18	1

18mm Softwood EGP - 1750mm

PB11 - PB16
1750mm SOFTWOOD

TIMBER / FINISH	CODE	SIZE (mm)	QTY.
SOFTWOOD	PB11	1750 x 200 x 18	1
SOFTWOOD	PB12	1750 x 250 x 18	1
SOFTWOOD	PB13	1750 x 300 x 18	1
SOFTWOOD	PB14	1750 x 400 x 18	1
SOFTWOOD	PB15	1750 x 500 x 18	1
SOFTWOOD	PB16	1750 x 600 x 18	1

18mm Softwood EGP - 2350mm

PB17 - PB22
2350mm SOFTWOOD

TIMBER / FINISH	CODE	SIZE (mm)	QTY.
SOFTWOOD	PB17	2350 x 200 x 18	1
SOFTWOOD	PB18	2350 x 250 x 18	1
SOFTWOOD	PB19	2350 x 300 x 18	1
SOFTWOOD	PB20	2350 x 400 x 18	1
SOFTWOOD	PB21	2350 x 500 x 18	1
SOFTWOOD	PB22	2350 x 600 x 18	1

NEW 27mm Softwood EGP - 1200mm

PB023 - PB26
1200mm SOFTWOOD

TIMBER / FINISH	CODE	SIZE (mm)	QTY.
SOFTWOOD	PB23	1200 x 300 x 27	1
SOFTWOOD	PB24	1200 x 400 x 27	1
SOFTWOOD	PB25	1200 x 500 x 27	1
SOFTWOOD	PB26	1200 x 600 x 27	1

NEW 27mm Softwood EGP - 1800mm

PB027 - PB30
1800mm SOFTWOOD

TIMBER / FINISH	CODE	SIZE (mm)	QTY.
SOFTWOOD	PB27	1800 x 300 x 27	1
SOFTWOOD	PB28	1800 x 400 x 27	1
SOFTWOOD	PB29	1800 x 500 x 27	1
SOFTWOOD	PB30	1800 x 600 x 27	1

NEW 27mm Softwood EGP - 2400mm

PB031 - PB34
2400mm SOFTWOOD

TIMBER / FINISH	CODE	SIZE (mm)	QTY.
SOFTWOOD	PB31	2400 x 300 x 27	1
SOFTWOOD	PB32	2400 x 400 x 27	1
SOFTWOOD	PB33	2400 x 500 x 27	1
SOFTWOOD	PB34	2400 x 600 x 27	1



Click for fitting instructions

PLAN Visit our online planning service to help you and your customers. cheshiremouldings.co.uk

CALL Any questions? Please call our technical helpline: Freephone 0800 085 3475

FIT Find a comprehensive range of fitting guides at: cheshiremouldings.co.uk

Decking

Core Deck

Core Deck Stop Chamfered Softwood	114
Core Deck Turned Softwood	115
Core Deck Square Softwood	116
Core Deck America Softwood	117

Iron Deck

Iron Deck Tuscany - Arc Black Baluster	118
Iron Deck Traditional - Black Baluster	119

Contemporary

Clear Deck Softwood	120
-------------------------------------	-----

Square Deck

NEW Square Deck - Domestic	121
NEW Square Deck - Light Commercial	122

Decking Accessories

	124
--	-----

Our decking ranges were made to perfectly complement your garden and outdoor spaces. In tune with the changing of the seasons our products are designed in a variety of styles and finishes to always look their best and be enjoyed throughout the year.

Cheshire Mouldings decking balustrades are manufactured to the highest quality and all materials used come from sustainable sources. All products are hardwearing and able to face up to even the most traditional of British summers.



Louvre Deck - Domestic - Page 121



Simple, stylish and robust. Our Stop Chamfered range whilst looking great can also last in any weather. The perfect accompaniment to any garden.

Installation method

Core Deck - Stop Chamfered Softwood

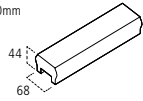
Budget guide

Under £250

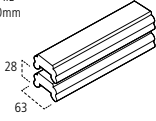
[Click for fitting instructions](#)

Universal Hand & Baseraills (Treated Pine)

DHU18 / DHU24
DECKING RAIL
1800 / 2400mm



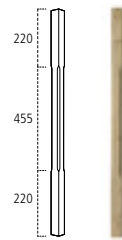
DHNEW1.8 / DHNEW24
DECKING RAIL
1800 / 2400mm



CODE	SIZE (mm)	QTY.
DHNEW1.8	1800 x 63 x 28	1
DHNEW24	2400 x 63 x 28	1
DHU18	1800 x 68 x 44	1
DHU24	2400 x 68 x 44	1

Spindles (Treated Pine)

DEDST9041P
STOP CHAMFERED
TREATED DECK SPINDLE
895 x 41 x 41mm



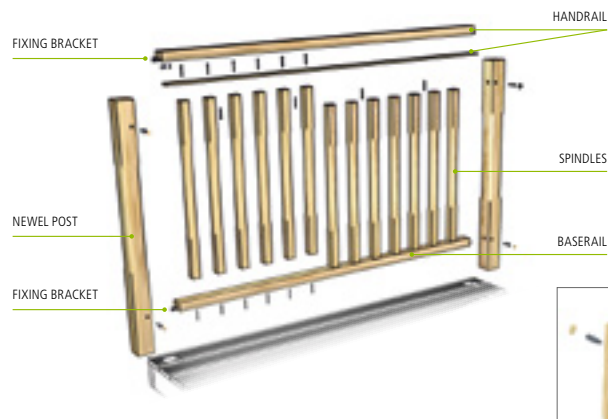
CODE	SIZE (mm)	QTY.
DEDST9041P	895 x 41 x 41	1

Fixings (Zinc Steel)

DECKIT
TWIST FIXING BRACKET



CODE	SIZE (mm)	QTY.
DECKIT	-	1

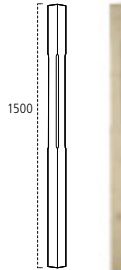


Newel Posts (Treated Pine)

DEP12STCH
DECK POST STOP CHAMFERED
1250 x 82 x 82mm



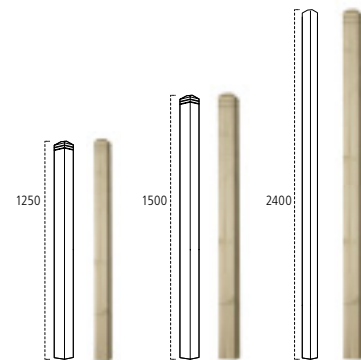
DEP15STCH
DECK POST STOP CHAMFERED
1500 x 82 x 82mm



DEP12CB
DECK POST CHAMFERED & BEADED
1250 x 82 x 82mm

DEP15CB
DECK POST CHAMFERED & BEADED
1500 x 82 x 82mm

DEP24CB
DECK POST CHAMFERED & BEADED
2400 x 82 x 82mm



CODE	SIZE (mm)	QTY.
DEP12BLANK	1250 x 82 x 82	1
DEP12STCH	1250 x 82 x 82	1
DEP15STCH	1500 x 82 x 82	1
DEP12CB	1250 x 82 x 82	1
DEP15CB	1500 x 82 x 82	1
DEP24CB	2400 x 82 x 82	1

Your garden may change with the seasons but our turned decking range remains a timeless classic. It's one of our most versatile designs and works beautifully in gardens of all shapes and sizes.

Installation method

Core Deck - Turned Softwood

Budget guide

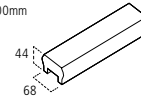
Under £250

[Click for fitting instructions](#)

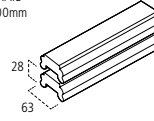


Universal Hand & Baseraills (Treated Pine)

DHU18 / DHU24
DECKING RAIL
1800 / 2400mm



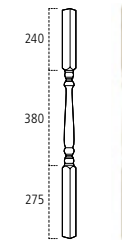
DHNEW1.8 / DHNEW24
DECKING RAIL
1800 / 2400mm



CODE	SIZE (mm)	QTY.
DHNEW1.8	1800 x 63 x 28	1
DHNEW24	2400 x 63 x 28	1
DHU18	1800 x 68 x 44	1
DHU24	2400 x 68 x 44	1

Spindles (Treated Pine)

DED90
EDWARDIAN
TREATED DECK SPINDLE
900 x 41 x 41mm



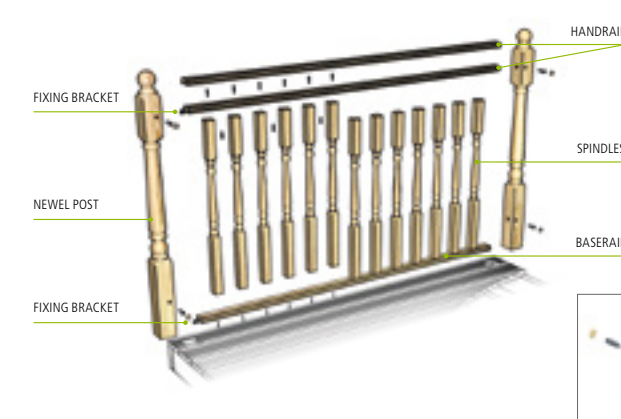
CODE	SIZE (mm)	QTY.
DED90	900 x 41 x 41	1

Fixings (Zinc Steel)

DECKIT
TWIST FIXING BRACKET

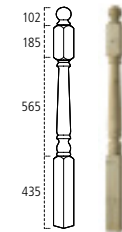


CODE	SIZE (mm)	QTY.
DECKIT	-	1

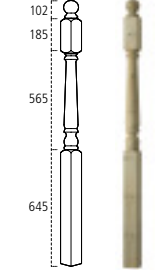


Newel Posts (Treated Pine)


DEP12CAP
DECKING NEWEL INC. CAP
1250 x 82 x 82mm



DEP15CAP
DECKING NEWEL INC. CAP
1500 x 82 x 82mm



CODE	SIZE (mm)	QTY.
DEP12CAP	1250 x 82 x 82	1
DEP15CAP	1500 x 82 x 82	1





If you're looking for straight forward elegance then our Square softwood range is perfect. Made from high quality pine it combines design and functionality.

Installation method

👍 Core Deck - Square Softwood

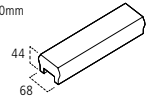
Budget guide

£ Under £250

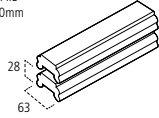
[Click for fitting instructions](#)

Universal Hand & Baserails (Treated Pine)

DHU18 / DHU24
DECKING RAIL
1800 / 2400mm



DHNEW1.8 / DHNEW24
DECKING RAIL
1800 / 2400mm



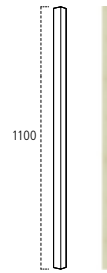
CODE	SIZE (mm)	QTY.
DHNEW1.8	1800 x 63 x 28	1
DHNEW24	2400 x 63 x 28	1
DHU18	1800 x 68 x 44	1
DHU24	2400 x 68 x 44	1

Spindles (Treated Pine)

41PBTR
BLANK TREATED DECK SPINDLE
895 x 41 x 41mm



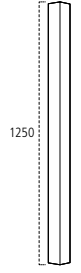
41PBTR110
BLANK TREATED DECK SPINDLE
1100 x 41 x 41mm



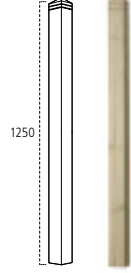
CODE	SIZE (mm)	QTY.
41PBTR	895 x 41 x 41	1
41PBTR110	1100 x 41 x 41	1

Newel Posts (Treated Pine)

DEP12BLANK
TREATED DECK NEWEL BLANK
1250 x 82 x 82mm



DEP12CB
DECK POST CHAMFERED & BEADED
1250 x 82 x 82mm



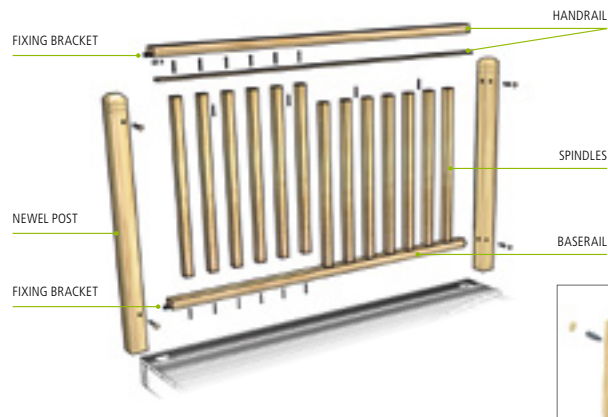
CODE	SIZE (mm)	QTY.
DEP12BLANK	1250 x 82 x 82	1
DEP12CB	1250 x 82 x 82	1

Fixings (Zinc Steel)

DECKIT
TWIST FIXING BRACKET



CODE	SIZE (mm)	QTY.
DECKIT	-	1



Recalling the simple utility and rustic appeal of the nineteenth century Shaker style our American range is a perfect combination of durability and colonial heritage.

Installation method

👍 Core Deck - American Softwood

Budget guide

£ Under £250

[Click for fitting instructions](#)

Top & Baserails (Treated Pine)

DCMR
METAL BALUSTER PINE RAIL
85 x 35 x 1795mm



CODE	SIZE (mm)	QTY.
DCMR	1795 x 35 x 88	1

Capping Rail (Treated Pine)

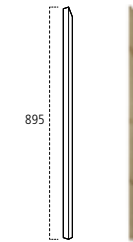
DCAP18
CLEARVIEW CAPPING RAIL
26 x 80 x 1750mm



CODE	SIZE (mm)	QTY.
DCAP18	1750 x 80 x 26	1

Spindles (Treated Pine)


DECAM
AMERICAN SPINDLE
32 x 32 x 890mm



CODE	SIZE (mm)	QTY.
DECAM	32 x 32 x 890	1

Fixing Brackets (ABS)

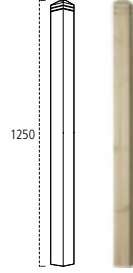
DCVRB
RAIL FIXING BRACKETS



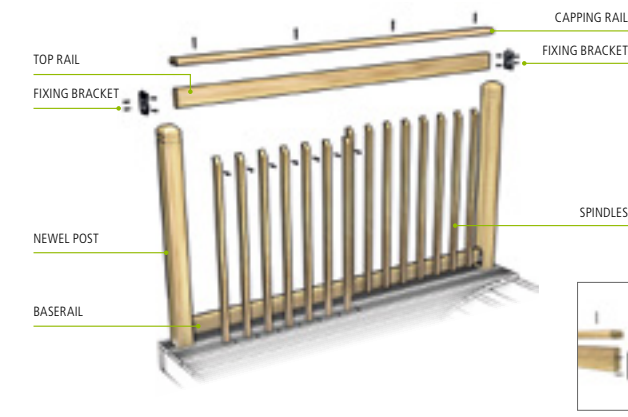
CODE	SIZE (mm)	QTY.
DCVRB	97 x 62 x 12	1 Pair

Newel Posts (Treated Pine)

DEP12CB
DECK POST CHAMFERED & BEADED
1250 x 82 x 82mm



CODE	SIZE (mm)	QTY.
DEP12CB	1250 x 82 x 82	1





Made from high quality steel and powder coated for durability the Tuscany range of decking spindles add style and character to any garden. Utilising our standard newels and an easy to use pre-drilled rail, Tuscany is both simple and beautiful.

Installation method

👍 Iron Deck - Tuscany

Budget guide

£ Under £250

[Click for fitting instructions](#)

Top & Baseraills (Treated Pine)

DCDR
METAL BALUSTER PINE RAIL
1800 x 36 x 84mm



CODE	SIZE (mm)	QTY.
DCDR	1800 x 36 x 84	1

Capping Rail (Treated Pine)

DCAP18
CLEARVIEW CAPPING RAIL
26 x 80 x 1750mm



CODE	SIZE (mm)	QTY.
DCAP18	1750 x 80 x 26	1

Spindles (Aluminium)

TCPK
TUSCANY METAL
DECK BALUSTERS
17 (diameter) x 810mm
(Pack of 15)



CODE	SIZE (mm)	QTY.
TCPK*	17 (diameter) x 810	15

*Including locking bar.

Fixing Brackets (ABS)

DCVRB
RAIL FIXING BRACKETS
STEEL IS BLACK
POWDER COATED.



CODE	SIZE (mm)	QTY.
DCVRB	97 x 62 x 12	1 Pair

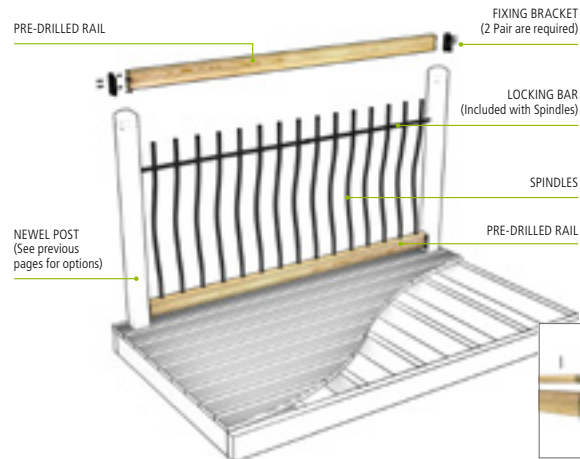
Note: Newel posts and cap rail sold seperately.

Newel Cap (ABS)

DCB
NEWEL CAP



CODE	SIZE (mm)	QTY.
DCB	100 x 100 x 35	1



Made from high quality powder coated steel these spindles offer strength and style whilst providing a modern look and feel to decking. A stunning combination of metal and wood. Utilising easy to use rails, the Traditional range combines style and simplicity.

Installation method

👍 Iron Deck - Traditional

Budget guide

£ Under £250

[Click for fitting instructions](#)

Top & Baseraills (Treated Pine)

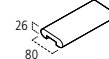
DCDR
METAL BALUSTER PINE RAIL
1800 x 36 x 84



CODE	SIZE (mm)	QTY.
DCDR	1800 x 36 x 84	1

Capping Rail (Treated Pine)


DCAP18
CLEARVIEW CAPPING RAIL
26 x 80 x 1750mm



CODE	SIZE (mm)	QTY.
DCAP18	1750 x 80 x 26	1

Spindles (Aluminium)

TDPK
TRADITIONAL METAL
DECK BALUSTERS
17 (diameter) x 810mm
(Pack of 15)



CODE	SIZE (mm)	QTY.
TDPK	17 (diameter) x 810	15

Fixing Brackets (ABS)

DCVRB
RAIL FIXING BRACKETS
STEEL IS BLACK
POWDER COATED.



CODE	SIZE (mm)	QTY.
DCVRB	97 x 62 x 12	1 Pair

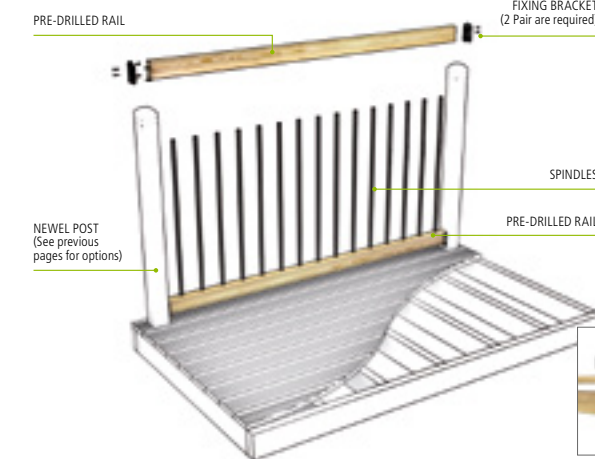
Note: Newel posts and cap rail sold seperately.

Newel Cap (ABS)

DCB
NEWEL CAP



CODE	SIZE (mm)	QTY.
DCB	100 x 100 x 35	1



NEW DCB Cap





Softwood blends the natural warmth of quality timber with glass balusters for a deck that blends traditional and modern. The result is a beautifully framed panoramic view of your entire garden.

Installation method

Clear Deck - Softwood

Budget guide

Under £250

[Click for fitting instructions](#)

Top & Baseraills (Treated Pine)

DCLRAIL
CLEARVIEW RAIL
85 x 28 x 1750mm



CODE	SIZE (mm)	QTY.
DCLRAIL	1795 x 28 x 85	1

Capping Rail (Treated Pine)

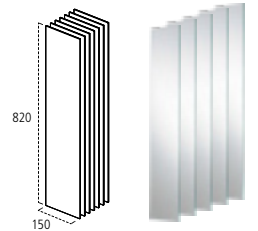
DCAP18
CLEARVIEW CAPPING RAIL
26 x 80 x 1750mm



CODE	SIZE (mm)	QTY.
DCAP18	1750 x 80 x 26	1

Glass Panels (Tempered Glass)

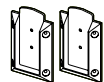
DCLPAN
CLEARVIEW GLASS PANELS
8 x 150 x 820mm
(Pack of 7)



CODE	SIZE (mm)	QTY.
DCLPAN	8 x 150 x 820	7

Fixing Brackets (ABS)

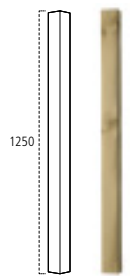
DCVRB
RAIL FIXING BRACKETS



CODE	SIZE (mm)	QTY.
DCVRB	97 x 62 x 12	1 Pair

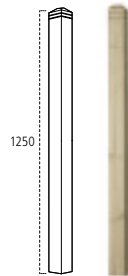
Newel Posts (Treated Pine)

DEP12BLANK
TREATED DECK NEWEL BLANK
1250 x 82 x 82mm

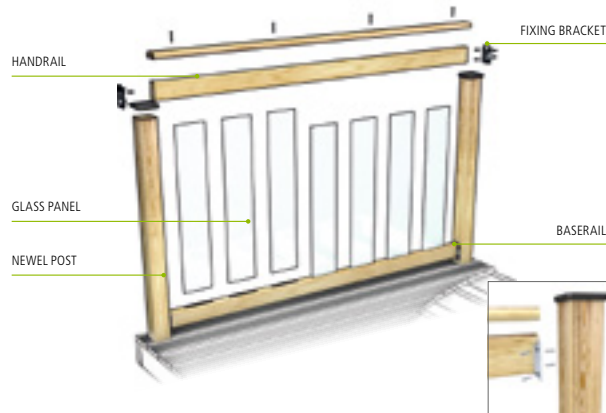


CODE	SIZE (mm)	QTY.
DEP12BLANK	1250 x 82 x 82	1
DEP12CB	1250 x 82 x 82	1

DEP12CB
DECK POST CHAMFERED & BEADED
1250 x 82 x 82mm



The Clear Deck Softwood system can be used with either the Square newel post and end cap or Stop Chamfered newel post.



This contemporary hardwearing Square Deck Domestic design offers a contemporary look. Made from softwood treated pine for excellent durability.

Installation method

Square Deck - Domestic

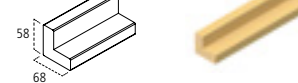
Budget guide

Under £250

[Click for fitting instructions](#)

L Rail (Treated Pine)

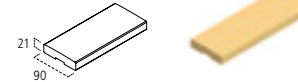
DCML
L RAIL
1800 x 68 x 58mm



CODE	SIZE (mm)	QTY.
DCML	1800 x 68 x 58	1

Flat Capping Rail (Treated Pine)

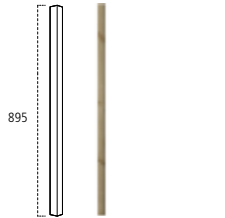
DCAPCM
FLAT CAPPING RAIL
2000 x 90 x 21mm



CODE	SIZE (mm)	QTY.
DCAPCM	2000 x 90 x 21	1

Spindles (Treated Pine)

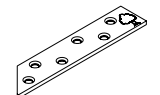
41PBTR
895 x 41 x 41mm



CODE	SIZE (mm)	QTY.
41PBTR	895 x 41 x 41	1

Fixing Bracket (Pack of 2)

DCMSB
FIXING BRACKET



CODE	SIZE (mm)	QTY.
DCMSB	100 x 20 x 2.5	1

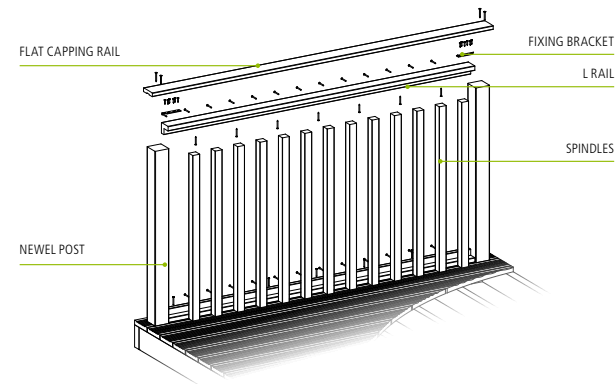
Newel Posts (Treated Pine)

DEP12BLANK
TREATED DECK NEWEL BLANK
1250 x 82 x 82mm



CODE	SIZE (mm)	QTY.
DEP12BLANK	1250 x 82 x 82	1

HANDRAIL HEIGHT 900MM



On a 900mm balustrade we advise:

- 13x 41PBTR
- 2x DCML
- 1x DCAPCM
- 2x DCMSB
- 2x DEP12BLANK



Ideal for raised decking areas, our Square Deck Light Commercial will stand the test of time and bring elegance to any garden. Can be used for raised decks over 600mm high.

Installation method

Square Deck - Light Commercial

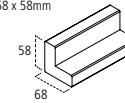
Budget guide

Under £250

[Click for fitting instructions](#)

L Rail (Treated Pine)

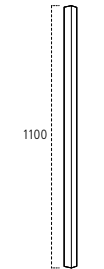
DCML
L RAIL
1800 x 68 x 58mm



CODE	SIZE (mm)	QTY.
DCML	1800 x 68 x 58	1

Spindles (Treated Pine)

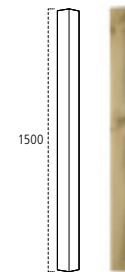
41PBTR110
1100 x 41 x 41mm



CODE	SIZE (mm)	QTY.
41PBTR110	1100 x 41 x 41	1

Newel Posts (Treated Pine)

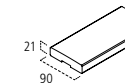
DEP15BLANK
TREATED DECK NEWEL BLANK
1500 x 82 x 82mm



CODE	SIZE (mm)	QTY.
DEP15BLANK	1500 x 82 x 82	1

Flat Capping Rail (Treated Pine)

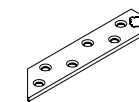
DCAPCM
FLAT CAPPING RAIL
2000 x 90 x 21mm



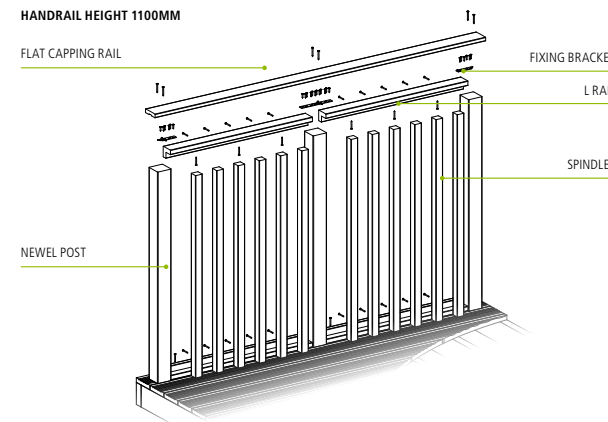
CODE	SIZE (mm)	QTY.
DCAPCM	2000 x 90 x 21	1

Fixing Bracket (Pack of 2)

DCMSB
FIXING BRACKET



CODE	SIZE (mm)	QTY.
DCMSB	100 x 20 x 2.5	1



On a 1100mm balustrade we advise:
 12x 41PBTR110
 2x DCML
 1x DCAPCM
 4x DCMSB
 3x DEP15BLANK

Fittings and Parts

We provide a wide range of decking fittings and parts. In line with our commitment to quality, all of our components are designed to last.

Fixing Kit

A universal secure fastening solution for decking handrails. Makes fitting a decking handrail to a newel post easier. Use the correct fixing kit for your system.

Caps

Our range of caps are all made to be long lasting and durable. Choose from a range of styles to match your decking.

Caps

DEB
DECK BALL CAP



DEAC
DECK ACORN CAP



DEPTC
DECK PATRICE CAP



TIMBER / FINISH	CODE	SIZE (mm)	QTY.
• TREATED PINE	DEB	132 x 85 x 85	1
• TREATED PINE	DEAC	132 x 84 x 84	1
• TREATED PINE	DEPTC	27 x 115 x 115	1

Fixings

DECKIT
TWIST FIXING BRACKET



DCVRB
RAIL FIXING BRACKETS



TIMBER / FINISH	CODE	SIZE (mm)	QTY.
ZINC STEEL	DECKIT	-	1
ABS	DCVRB	97 x 62 x 12	1 Pair

Panels and Treads

Decking panels and decking treads are a great solution to add style to your decking area. The decking fence panels work great on their own or with decking spindles.

Cross Hatch Decking Panel
Sunburst Decking Panel


Pine 3 & 5 Tread Decking Strings

Made using treated pine and allows you to create steps to various levels of decking with great ease. Our decking treads are the foundation for your decking's steps, just use decking boards to complete.


Deck Panels

TIMBER / FINISH	CODE	SIZE (mm)	QTY.
TREATED PINE	DESUN	1130 x 760 x 38	1
TREATED PINE	DEHAT	1130 x 760 x 38	1

DESUN
SUNBURST DECKING PANEL
1130 x 760 x 38mm



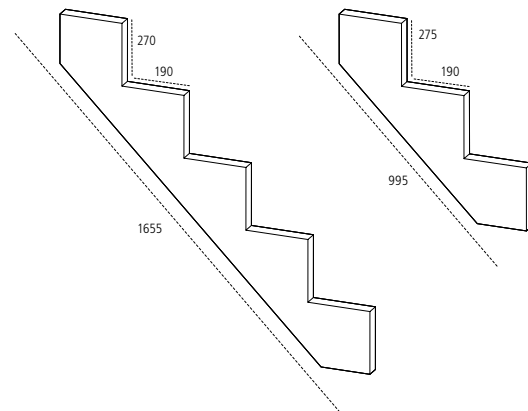
DEHAT
CROSS HATCH DECKING PANEL
1130 x 760 x 38mm



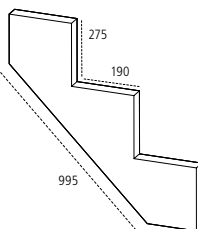
Tread Strings

TIMBER / FINISH	CODE	SIZE (mm)	QTY.
TREATED PINE	D53	1130 x 760 x 38	1
TREATED PINE	D55	1135 x 760 x 38	1

D55
5 TREAD DECK STRING
245 x 1447mm



D53
3 TREAD DECK STRING
245 x 868mm



Sign up for our NEW Trade App



The App benefits from great features

- Place orders 24/7
- Search, scan and browse products from our full catalogue
- Create favourites and build shopping lists
- Check stock levels
- Receive the latest discounts and special promotions
- View your customer specific pricing
- Explore our media library
- All from your mobile or tablet device

[Click for fitting instructions](#)



Download our NEW INSTALLER FRIENDLY fitting instructions

Technical Information

About Us	128
MDF Panel Strips	129
Stairparts - Installation	130
Stairparts - Finishing	131
Stairparts - Infill Calculators	132
Decking - Installation	133
Decking - Finishing	134
Terms & Conditions	135
Environment	137



Mouldings - Page 38



Iron Deck - Traditional
Page 119



New ready-to-paint
Reflections pine range - Page 66



INDEPENDENT TRADE

We are the Number 1 Independent Manufacturer and Supplier of Stairparts, Decking Balustrading & Decorative and Architectural Mouldings.

Founded in 1988 in Warrington, Cheshire Mouldings stayed for 10 years before relocating to our current site in 1998. The Carney family founded the company with a simple idea in mind "To be the best".

What Makes Us Special?


Our first class service, outstanding quality and extensive product range set Cheshire Mouldings apart from other companies in our sector. We always aim to be the best. And we believe we are.

Our customers know that whatever they buy from Cheshire Mouldings they are going to receive a top quality product. This confidence and trust has been built up over a number of years and is very important to us. We also carry a large amount of stock, which means we can offer our customers a fast, reliable service that delivers within five working days.

Over 30 Years of Experience

Well after over 30 years of leading the way in fittings and fixtures you'd expect us to have gathered a huge amount of experience, and we have. We've supplied small independent businesses for many years and during this time we've built some great relationships and had many happy customers.

Over the last 5 years we have also started to supply a number of national retail giants and this has blessed us with a wealth of experience with meeting the demands of all sized businesses and we value them all, however large or small.



New ready-to-paint Iron pine range - Page 70



Flat Roof Porch Page 108



Filling joints for MDF panelling strips


When using mdf strips for panelling it is tricky to fill a butt joint gap with filler. If you apply a small chamfer to the ends of the strips it is easier to fill, and after sanding, will be less prominent.

Fitting MDF panelling to uneven adjacent walls

If the walls adjacent to the feature panel wall are uneven, simply place a strip onto the feature wall and up against the uneven adjacent wall, checking the strip is vertical using a spirit level. Temporarily fix into position with a nail gun. Measure the biggest gap between the adjacent wall and the strip. Cut a block from an offcut to the same size as the largest gap. Then take the block and offer up to adjacent wall at top of the strip and place a pencil next to the side of the block. Slowly drag the block with the pencil down the adjacent wall so you draw a line down the strip. Remove strip from wall and cut along line using either a hand or jigsaw. Offer strip up to wall and there should be no gaps between strip and adjacent wall when strip is vertical

Finishing

Once all joints and gaps have been filled and sanded down you are now ready to paint. Apply primer on timber and mdf panelling to seal it. It will also help the next layer of paint adhere better. Lightly sand with a fine grit (120) sandpaper. Apply your chosen paint using a brush and/or roller. Apply second coat if needed.



Bulk Shaker Panel Strips 63mm (WPKT19) - Page 29



Bulk Shaker Panel Strips 97mm (WPKT20) - Page 30

Regulations & Standards

Timber stairparts from Cheshire Mouldings have been independently tested.

This means that they conform fully to the domestic requirements laid down by UK Building Regulations Part K, relating to guarding and resistance to horizontal force.

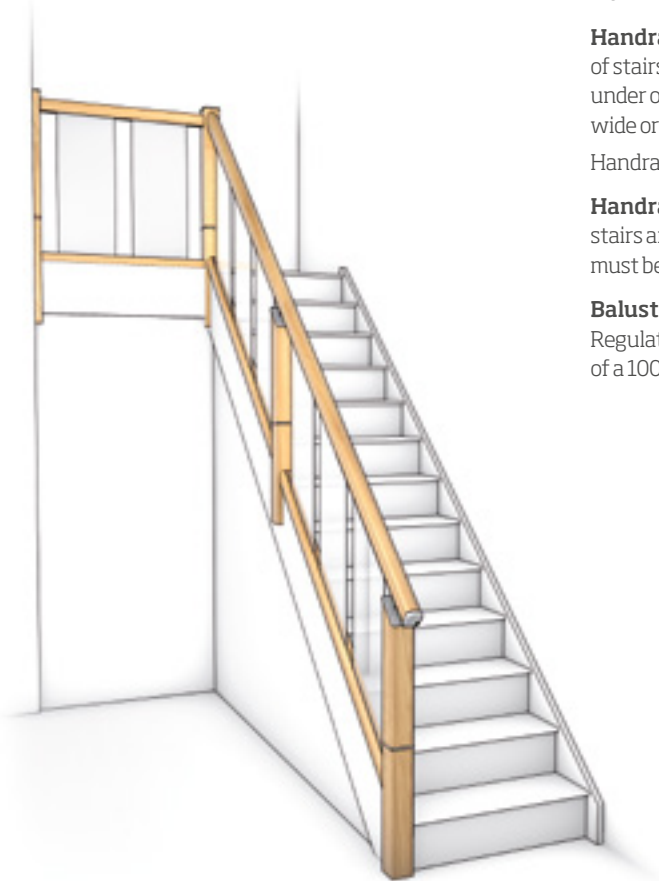
Relevant British Standards for compliance are BS585 Part 1 1989 and AMD 6510, concerning wooden stairs and their fixings; BS5395 Part 1 2010 about straight stairs; and BS6180 2011 with its code of practice for protective barriers.

Domestic

As stated, the Cheshire Mouldings balustrade systems conform to domestic standards as set out in Building Regulations Part K.

This asserts that "The guarding should be able to resist a horizontal force of 0.36kN for each metre of length if it guards a private stairs".

Cheshire Mouldings spindles have also been tested in accordance with BS610.



Further Regulations

Private Stairs are those for use in a single private dwelling. The maximum permitted rise is 220mm and a minimum going of the same 220mm.

Assembly Stairs or institutional stairs serve where a significant number of people gather. The maximum permitted rise is 150mm, the minimum going 280mm.

All Other Stairs must have a maximum rise of 190mm and a minimum going of 250mm.

Approved Document M deals with access and facilities, plus maximum rise of stairs, for disabled people.

Rise and Going relationship is detailed in Approved Document K, which informs you that twice the rise plus the going (2R+G) should be between 550mm and 700mm.

Pitch is the angle between the pitch line, or notional line connecting nosings, and the horizontal. Regulations state that the maximum pitch of domestic stairs must be 42°, semi-public stairs such as in factories and offices must be a maximum 38°, with stairs in fully public places a maximum of 33°.

Handrails are governed by Approved Document K. Flights of stairs must have a handrail on at least one side if they are under one metre wide and on both sides if they are a metre wide or bigger.

Handrails are not required beside the bottom two steps.

Handrail heights are 900mm minimum for domestic stairs and landings, but in public areas the handrail heights must be 900mm on stairs and 1100mm on landings.

Balustrade openings are also subject to Building Regulations. No opening should allow the passage through of a 100mm sphere.



A Variety of Applications

There are many available options for finishing off your stairparts. The most commonly used are wood stains or dyes, protective wood stains, paint, varnish, oils, French polishing, and, for coarse grained wood, liming.

Wood Stains or Dyes

Staining penetrates the wood and will enhance the colour. It can also neutralise natural colour variations in the timber.

Quick drying, stains or dyes are normally rubbed in along the grain with a cloth. Be aware that they will not seal the wood, so varnishing or polishing will be required as well.

Varnish

There are clear, matt, satin and gloss varnishes, plus tinted versions, all providing you with a heat and water resistant, durable finish needing very little maintenance.

Coloured varnishes, however, do not penetrate the wood, so add one or two coats of clear varnish to help prevent colour loss.

Liming

Liming - unslaked lime and water - comes into its own for coarse grained woods such as oak. When dry, it needs rubbing down with glasspaper, then coating with French polish, finally a coating of white polish.

An easier method involves mixing white matt emulsion with water, to about the consistency of milk, then brushing it on before sealing with two coats of satin varnish. Easily applied liming wax is also available.

Protective wood stains

Unlike standard wood stains or dyes, the protective variety seals the wood.

Normally applied with a brush and because it is quick drying, further coats can be applied at approximately two-hourly intervals: but check the manufacturer's instructions.

Oils

You can use oils to seal hardwood - not recommended for softwoods as they discolour and dirty too easily.

There's plenty of choice and application is straightforward, either by cloth or brush. Some will accept varnish for protection.

Paint

New timber needs a coat of primer and at least one application of undercoat before the topcoat of gloss is added. Use what is known as a knotting solution on any live knots and resinous areas to prevent seepage through on to the finished surface.

French Polish

Layers of French polishing, a mix of alcohol and shellac, will provide an excellent gloss finish, although it is easily scratched and damaged by liquids or anything hot.

Two-part plastic coating is a more hardwearing alternative, designed to provide resistance to scratches, liquids and heat.

Visit our easy-to-use online stairplanning service at:

www.cheshiremouldings.co.uk

Infill calculators for Reflections and Iron stair ranges.

1. How many Iron spindles will I need?

On stairs -

Measure distance between posts and divide by 125.



On landing -

Measure distance between posts and divide by 90.



2. How many glass panels will I need?

Tables below show min/max spans for Reflections panels for both stairs and landing.

Please note - any balustrade run longer than 2400mm between post centres will require an intermediate newel positioned at mid point.

Reflections Stairs

Pitch	1 Panel		2 Panels		3 Panels		4 Panels		5 Panels		6 Panels	
	Min(mm)	Max(mm)	Min(mm)	Max(mm)	Min(mm)	Max(mm)	Min(mm)	Max(mm)	Min(mm)	Max(mm)	Min(mm)	Max(mm)
40°	392	535	731	946	1070	1358	1410	1769	1749	2180	2089	2591
41°	398	544	742	962	1087	1378	1431	1795	1776	2213	2120	2630
42°	404	552	754	976	1103	1399	1453	1823	1803	2247	2153	2671
43°	410	561	766	991	1121	1422	1477	1853	1832	2283	2188	2714
44°	417	570	778	1008	1140	1446	1501	1884	1863	2322	2224	2759

Reflections Landing

1 Panel		2 Panels		3 Panels		4 Panels		5 Panels		6 Panels		7 Panels		8 Panels	
Max(mm)	Max(mm)	Max(mm)	Max(mm)	Max(mm)	Max(mm)	Max(mm)	Max(mm)	Max(mm)	Max(mm)	Max(mm)	Max(mm)	Max(mm)	Max(mm)	Max(mm)	Max(mm)
300	410	560	725	820	1040	1080	1355	1340	1670	1600	1985	1860	2300	2120	2615

Regulations & Standards

Outside balustrade systems of all timber types from Cheshire Mouldings have been independently tested for conformity with the relevant Building Regulations in the UK. All Cheshire Mouldings balustrade systems meet the standards laid down for domestic use. BS6399 Part 1 1966, Loading for Buildings.

A set of European Union regulations for biocidal products are now in place as well, meant to protect people, animals and articles against harmful organisms contained in such products. This is Regulation (EU) 528/2012.


Domestic Settings - Tested by FIRA

Domestic-use balustrades, including stairs and landings, must resist a minimum horizontal, uniformly distributed line load of 0.36kN/m; a uniformly distributed infill load of 0.5kN/m²; and a point load to part of the infill of 0.25kN.

Decks that are 600mm or more above ground require balustrades to conform to the same capability of the heavier loadings of commercial settings. Raised domestic and light commercial systems have increased requirements. Light commercial means for areas such as offices, hotels and public houses. Here, a balustrade should resist a minimum horizontal, uniformly distributed line load of 0.74kN/m; a uniformly distributed infill load of 1.0kN/m²; and a point load to part of the infill of 0.5kN.

Heavy Commercial Settings

Where many people could congregate and there might be overcrowding - the balustrade should be set at 900mm on stairs and 1100mm for landings and horizontal guarding. Balustrades in these environments have to resist a minimum horizontal, uniformly distributed line load of 1.5kN/m; a uniformly distributed infill load of 1.5kN/m²; and a point load to part of the infill of 1.5kN.



Core Deck - Stop Chamfered
Page 00

Further Regulations

Cheshire Mouldings is a full member of the Timber Decking and Cladding Association (TDCA).

This technical and advisory trade organisation provides expert guidance on materials and procedures to ensure high quality decking and associated structures.

Third-party quality assurance safeguarding is operated on behalf of the TDCA.

Under the Deck-Mark Certification Scheme, which is based on ISO 9000, Cheshire Mouldings products have been confirmed as complying with best-practice guidance and the relevant British Standards.

Deck-Mark Plus is an extension to the scheme, applied to any products which have an additional performance rating as per BS EN ISO14001:2004 Environmental Management and BS EN ISO 9001:2000 Quality Management.

All registered trade names and trade marks are recognised and respected.

Deck-Mark®, Deck-Mark Plus®, Celcure® AC-500.



Treatment & Maintenance

Outdoor balustrade and decking supplied by Cheshire Mouldings is of superior quality. Once you have fitted and fixed, you need to give the product best possible treatment and then maintain it in order to make sure that it remains splendidly attractive for as long as possible.

With the installation complete, you may want to apply a deck cleaner to remove any dirt or grease. This will brighten the timber as well.

Hardwood Balustrades

Although quite tough, any untreated timber exposed to the weather needs to be protected.

To protect and enhance your balustrade, apply a proprietary clear water repellent, semi-transparent seal or a decking oil. First make sure that the balustrade is dry - test by sprinkling drops of water over the surface and if the wood does not absorb the moisture let it dry out and retest before starting the application.

Apply an end-seal preservative to any surface that has been exposed by drilling or cutting.

Balustrade Maintenance

For all balustrade components, follow carefully the seal, stain or oil recommendations of the manufacturer and test on an off-cut or hidden surface.

Cheshire Mouldings recommends that all components should be recoated at least annually.

Use a cloth, slightly heated water and a mild detergent for items such as glass and alloy posts or rails. Do not polish or employ abrasive cleaners and scourers.

Softwood Decking

As standard, timber decking materials from Cheshire Mouldings are made from softwood Scandinavian Pine. There is a natural tendency as the timber weathers for there to be minor surface checking and splitting, caused by the variation in moisture content and the effects of wetting and drying out. These surface defects do not harm the decking structure.

As with balustrades, decking should have a proprietary clear water repellent, semi-transparent seal or decking oil applied, for the sake of protection and enhancement. Make sure that the decking is dry before you start. Test by sprinkling drops of water over the surface and if the wood does not absorb the moisture let it dry out and retest before carrying out the work.

Note that newly-laid decking should not have any finish applied until it has weathered properly.

Add an end-seal preservative to any surface that has been exposed by drilling or cutting.

Decking Maintenance

The need for cleaning will depend on how much the deck is used and the proximity of trees and foliage, of course. At least once per season, maybe twice, take a stiff broom to the wood, dislodging algae and reducing the risk of the area becoming slippery.

It is recommended that you hose down the deck thoroughly twice per year, if necessary employing a deck cleaner and brightener.

Surface resin is best removed with a chisel, then you will need to recoat the area. Use a blade to remove any debris build-up in the grooves between the boards, as these gaps are needed for drainage and air circulation. Check all fixings, repunch nail heads and tighten screws as and where necessary.

Pressure Treated

Softwood outdoor balustrade components are treated to make them last for 15 years. They are pressure treated with Celcure AC - 500. Initially, this has a green appearance, but it weathers to a honey brown before eventually fading to grey. It can be painted or stained to match any outdoor colour scheme.

Wherever possible, Cheshire Mouldings products are manufactured from solid timber, although in a small number of cases we do finger-joint pieces in order to enhance a products strength and/or stability or to reduce environmental impact. Timber is a natural material and colours may vary between components.

Cheshire Mouldings fully support and are able to supply FSC® certified products originating from responsibly managed forests. We are also able to supply PEFC certified products from sustainable sources.

Detail of which products are certified under each scheme are listed on your invoice.

All products are subject to availability. The certification status of any product may change.

As timber is a natural product, colours can vary between different components in our range.


We use metric dimensions for all the products listed in this brochure.

Whilst every care has been taken to ensure the information contained within this Trade Product Guide is accurate, with our ever increasing product offering errors may occur. Cheshire Mouldings reserve the right to amend prices and details at any time.

Our price list will be updated on a regular basis.



Clear Deck - Softwood
Page 120



New ready-to-paint
Iron pine range - Page 70

Returns Policy for Saleable Product

All returns to Cheshire Mouldings are subject to a restocking charge. The request for the return must be received within 14 days of delivery. The charge is the higher of £45 or 30% of the goods value.

Please note we cannot accept returns for 'customer order only' products. Cut Sheets, Glass Panels and Acoustic Panels can't be returned.

All orders refused due to late cancellation of the order are also subject to the restocking charge.

Cheshire Mouldings has a policy of continuous product development and improvement. Whilst information is correct at the time of going to press, we reserve the right to make changes without notice. E&OE.

FSC® certified products available upon request.



FIRA tested. Details available on request.





Supporting sustainable timber production

Our products are not only beautifully made; they're also sustainably sourced. We are committed to supporting sustainable harvesting practices and responsible supply chains. We collaborate with our suppliers to ensure the highest standards are met.

Committed to sustainable product construction

We are constantly working to lower our carbon footprint and invest in environmentally friendly production techniques. A high proportion of our products are manufactured on our 150,000sq ft site in St. Helen's. We adhere to the UK Timber Regulations and follow a strict Environmental Code of Conduct.



Proud of our certifications

Most of our products are made from timber sourced in sustainable and responsibly managed forests. As well as quality, safety is also paramount at Cheshire Mouldings. We are members of the British Safety Council and ISO 9001 compliant. All of our stair parts and decking balustrades are tested to FIRA Gold Certification.





Technical Helpline:
Freephone 0800 085 3475



Follow us for all the latest news and updates