COLLECTION
2019 - 2020

VINYL

QUICK·STEP®
FLOOR DESIGNERS

Vinyl: the strong, silent type

Although Vinyl is the latest flooring category to join the Quick-Step family – the others being Laminate and Parquet – it is by no means an exception to this legacy. Throughout the many designs featured in this brochure, quality, performance and practicality take centre stage. The strength of our Rigid Vinyl floors is unparalleled, and our entire Vinyl collection features some of the most comfortable and quiet floors available.

Enter the world of Quick•Step®

The history of Quick-Step is laden with tales of daring entrepreneurship and innovation. Thanks to that rich history, we're not only able to present you with some of the most beautiful flooring on the market, but the strongest as well. We pride ourselves on our dedication to beauty and elegance that is built to last.

"INNOVATION AND MODERNISATION ARE PART OF THE QUICK-STEP DNA. WE'RE ALWAYS LOOKING TO MAKE THINGS BETTER, MORE BEAUTIFUL AND MORE EFFICIENT."

BERNARD THIERS, CEO

We are confident that you'll find a Quick-Step floor to match your own unique vision, a floor that inspires you to get started on that renovation project, a floor that will help turn your house into the home you've always wanted – one plank at a time. And even more, you'll find a floor that will last a lifetime.

IF FINDING THE MOST ENDURING AND ELEGANT FLOOR IS YOUR GOAL, WE'RE HERE TO GUIDE YOU.

Get inspired 7

Strong, silent elegance 8

Quick-Step's five trends to watch 14

Discover 17

Bevels create rhythm 18

Why Vinyl is ideal for levelled as well as irregular subfloors 20

Choose your Vinyl floor 22

Collection 27

Pulse 28

Balance 32

Ambient 36

Installation 39

Install your floor without hassle 40

Easy installation 44

Finish in style 46

Worry-free maintenance 53

Setting the stage for sustainability 54

AMCL40139

Strong, silent elegance

"The secret of Quick-Step Vinyl flooring is that it effortlessly combines beauty and performance. It's also a true pleasure to walk on."

CHRISTOPHE NAEYAERT, VINYL INDUSTRIAL MANAGER AT QUICK-STEP

HOW QUICK·STEP® CONQUERED VINYL

"In 2013, after decades of experience with laminate and parquet flooring, Quick-Step finally ventured into the world of vinyl. It wasn't a straightforward decision: over the years, we had built up a reputation for excellence in all other flooring categories, so anything less than a superior product would be considered a failure. Our aim was to come up with the best vinyl floor on the market. The stakes were very high."

Christophe Naeyaert, Vinyl Industrial Manager at Quick-Step

PERFECTING THE LOOK AND FEEL

"Our first priority was the look. We wanted to use our experience in laminate and wood flooring to create the most beautiful, nature-inspired vinyl floors on the market. Our in-house design team came up with a collection of natural-looking wood and stone designs, each with its own authentic character. Thanks to the extra-matt finish, they are virtually indistinguishable from real wood or tile flooring. And our carefully perfected bevels and structures ensure that they feel as real as they look."

A PLEASURE TO WALK ON

"Talking about getting that feel right: apart from looks, the Quick-Step team went to tremendous lengths to make our vinyl flooring the most comfortable possible. We wanted people to treasure that feeling of walking barefoot across a warm, soft floor in the morning – coffee in hand. At the same time, we were on a mission to avoid that annoying ticking noise that many existing floors make when someone in heels walks over them. I can confidently say we accomplished both goals."

"OUR EXPERIENCE IN LAMINATE AND WOOD FLOORING ALLOWED US TO CREATE THE MOST NATURE-INSPIRED VINYL FLOORS ON THE MARKET."

CHRISTOPHE NAEYAERT

"WE WANTED TO ENABLE PEOPLE TO TREASURE THAT FEELING OF WALKING BAREFOOT ACROSS A WARM, SOFT FLOOR IN THE MORNING – COFFEE IN HAND."

CHRISTOPHE NAEYAERT

PUCL40201

A WORRY-FREE FLOOR

"But comfort is more than just a nice feeling. It also means not having to worry about your floor getting stained or scratched, or about moisture seeping in. That's why we added a sealed top layer featuring our patented Stain and Scratch Guard technology, which offers superior protection from scratches, stains, dirt and scuff marks. Moreover, the floors are waterproof. Not only does this make Quick-Step Vinyl super easy to clean, it also makes it the floor of choice for every room, even bathrooms and kitchens."

THE OBVIOUS CHOICE FOR RENOVATIONS

"Vinyl flooring has always been a safe choice in renovations. With Quick-Step Vinyl, we wanted to offer even more great reasons to include vinyl floors in your dream house. That's why our Vinyl floors are equipped with an easy installation system. We also decided to make the planks as thin as possible, so they can be installed easily on top of an existing floor. Dealing with an irregular subfloor? No problem: there's a Quick-Step Vinyl floor for every situation."

THE UNLIMITED POTENTIAL OF FLEXIBLE VINYL FLOORING

"Flexible Quick-Step Vinyl is the most dimensionally stable vinyl on the market today. This means that changes in size due to temperature differences in winter or summer are reduced to an absolute minimum. This remarkable feature results in installations that are virtually unlimited in length and width, without the need for flooring profiles."

AMCL40137

Rigid Vinyl
Elegance was never this strong

STRENGTH AND ELEGANCE REIGN SUPREME WITH RIGID VINYL

"Our most recent innovation is Rigid Vinyl: a ground-breaking new flooring solution that combines elegance with optimum performance. Rigid's unique core is composed of several layers into which two glass fibre layers have been incorporated. This prevents cupping and keeps the floor from warping in response to temperature fluctuations. Because Rigid Vinyl is the strongest floor of its kind, it comes with numerous practical benefits."



1 Extremely resistant top layer 2 Fine-printed decor layer
3 Soft Vinyl layer 4 Rigid Vinyl core

Ultimate peace of mind thanks to Rigid Vinyl

PROTECTED AGAINST IMPACT AND DENTING

"The strong vinyl core makes Rigid Vinyl more resistant to denting and impact damage, for example from falling objects."

IDEAL FOR RENOVATIONS

"Thanks to their strong core, Rigid Vinyl floors can be installed on a levelled subfloor but also on uneven surfaces or existing tiles."

More info on p. 20 - 21

Quiet, strong and 100% waterproof

"Thanks to their excellent water resistance, our Vinyl floors are easy to clean and the perfect choice for every room, even bathrooms and kitchens."

Quick-Step's five trends to watch

"Interior design is constantly evolving. Inspired by architecture and design, we are constantly following the latest trends. The insights we gather from the basis of new and trendy décors as well as timeless classics in Vinyl flooring. Discover the latest insights we've gathered."

CAROLINE MONBAILLIU, DESIGN MANAGER AT QUICK-STEP

IN TOUCH WITH NATURE

Our attraction to nature dissolves the boundaries between inside and outside. We invite the natural world into our houses through plants and flowers or natural shapes and colours. Perfection is replaced by authenticity. Green, in all its dimensions, is incorporated throughout the interior.

Pulse - Autumn oak chocolate - PUCL40199

A NATURAL FIT

Natural stone and concrete remain favourites. Due to their various finishes – from smooth and polished to coarsely structured – and the broad range of colours, these materials complement almost any interior style.

Ambient - Minimal medium grey - AMCL40140

SOFTNESS AND TACTILITY

Our home is a place where we can truly be ourselves. Instead of watching and using screens, we want to unwind in a peaceful environment with soft materials and soft – pastel – hues. By creating spaces of serenity, we are able to recharge for the next day.

Pulse - Cotton oak white blush - PUCL40200

CLASSIC LUXURY

Marble, gold, velvet, craftsmanship,... Luxury is here to stay, as are high quality materials. Marble, for example, continues to be popular for flooring, kitchen countertops, and accessories. Combine with a light, premium oak floor for an extra-luxurious touch.

Pulse - Pure oak blush - PUCL40097

PURITY

In a busy world, we crave security and calmness. Light, neutral colours and tactile, hand-made materials are predominant ways to achieve tranquillity and simplicity.

Ambient - Minimal light grey - AMCL40139

Pulse
Balance

BEAUTY COMES IN MANY SIZES
Ambient

Bevels create rhythm

Each Vinyl floor has its own story and unique look and feel. Quick-Step's design team carefully selects the structure, treatment, finishing and bevel to create the overall character. In this way, bevels determine the floor's rhythm and atmosphere.

NANO BEVEL

Fine nano-bevelled edges offer the look of a minimalistic, modern floor.

MODERN MICROBEVEL

The bevel defines plank edges resulting in a clean, modern look.

RUSTIC MICROBEVEL

Distinctive, dark-coloured bevel to emphasise the floor's rustic and reclaimed character.

Why Vinyl is ideal for levelled as well as irregular subfloors

The ideal flooring solution for both new interiors and renovations, Vinyl can be placed on any type of subfloor – even irregular surfaces. Will your floor be used intensively? Quick-Step has the right solution for you.

GLUE+

Ideal for: levelled subfloors and installation on levelled walls.

GLUE+, CLICK+ AND RIGID CLICK+: EXTRA ABRASION-PROOF FLOORS FOR HEAVY-TRAFFIC AREAS.

Find all information about subfloor preparation and installation instructions on www.quick-step.com

CLICK & CLICK+

Ideal for: slightly uneven surfaces or old tiles with grouts not exceeding 4 mm in width and 1 mm in depth. Our Vinyl Click & Click+ floors offer unlimited installation without the need for expansion profiles, creating a unique feeling of spaciousness.

RIGID CLICK & RIGID CLICK+

Ideal for: uneven surfaces or old tiles with grouts not exceeding 5 mm in width and 2 mm in depth.

Choose your Vinyl floor

Pulse

The long and wide dimensions of Pulse provide the ultimate luxurious flooring experience. Its V-grooved panels create a spacious ambiance, while the matching structures on several designs enhance the authentic effect.

GLUE+

For installation on levelled subfloors and levelled walls.

Dimensions:
151.5 x 21.7 cm

Thickness:
2.5 mm

Pack:
11 planks = 3.616 m²

Class:
33

Bevels:
Modern microbevel or rustic microbevel

Warranty:
25 years

Installation:
Unlimited installation in length and width
Glued down installation

CLICK/CLICK+

For installation on slightly uneven surfaces or old tiles with grouts not exceeding 4 mm in width and 1 mm in depth.

Dimensions:
151 x 21 cm

Thickness:
4.5 mm

Pack:
7 planks = 2.220 m²

Class:
Click 32 / Click+ 33

Bevels:
Modern microbevel or rustic microbevel

Warranty:
Click 20 years / Click+ 25 years

Installation:
Unlimited installation in length and width

UNICLIC MULTIFIT PATENTED TECHNOLOGY FOR VINYL

RIGID CLICK/RIGID CLICK+

For installation on uneven surfaces or old tiles with grouts not exceeding 5 mm in width and 2 mm in depth.

Dimensions:
149.4 x 20.9 cm

Thickness:
5 mm

Pack:
6 planks = 1.873 m²

Class:
Click 32 / Click+ 33

Bevels:
Modern microbevel or rustic microbevel

Warranty:
Rigid Click 20 years / Rigid Click+ 25 years

Installation:
Transition profiles needed

UNICLIC PATENTED TECHNOLOGY

Balance

Balance combines rustic and modern designs; from sleek, elegant structures to intense, heavy-grained wood structures. To enhance their life-like appearance, several Balance designs feature matching structures.

GLUE+

For installation on levelled subfloors and levelled walls.

Dimensions:
125.6 x 19.4 cm

Thickness:
2.5 mm

Pack:
15 planks = 3.655 m²

Class:
33

Bevels:
Modern microbevel

Warranty:
25 years

Installation:
Unlimited installation in length and width
Glued down installation

CLICK/CLICK+

For installation on slightly uneven surfaces or old tiles with grouts not exceeding 4 mm in width and 1 mm in depth.

Dimensions:
125.1 x 18.7 cm

Thickness:
4.5 mm

Pack:
9 planks = 2.105 m²

Class:
Click 32 / Click+ 33

Bevels:
Modern microbevel

Warranty:
Click 20 years / Click+ 25 years

Installation:
Unlimited installation in length and width

UNICLIC MULTIFIT PATENTED TECHNOLOGY FOR VINYL

RIGID CLICK/RIGID CLICK+

For installation on uneven surfaces or old tiles with grouts not exceeding 5 mm in width and 2 mm in depth.

Dimensions:
125.1 x 18.9 cm

Thickness:
5 mm

Pack:
9 planks = 2.128 m²

Class:
Click 32 / Click+ 33

Bevels:
Modern microbevel

Warranty:
Rigid Click 20 years / Rigid Click+ 25 years

Installation:
Transition profiles needed

UNICLIC PATENTED TECHNOLOGY

Ambient

This collection features an expressive, tactile structure and fascinating colour variations. The V-grooved tiles radiate spaciousness and authenticity. Choose the nano-bevelled version for a more minimalist, modern look.

GLUE+

For installation on levelled subfloors and levelled walls.

Dimensions:
130.5 x 32.7 cm

Thickness:
2.5 mm

Pack:
9 planks = 3.841 m²

Class:
33

Bevels:
Modern microbevel or nano bevel

Warranty:
25 years

Installation:
Unlimited installation in length and width
Glued down installation

CLICK/CLICK+

For installation on slightly uneven surfaces or old tiles with grouts not exceeding 4 mm in width and 1 mm in depth.

Dimensions:
130 x 32 cm

Thickness:
4.5 mm

Pack:
5 planks = 2.080 m²

Class:
Click 32 / Click+ 33

Bevels:
Modern microbevel or nano bevel

Warranty:
Click 20 years / Click+ 25 years

Installation:
Unlimited installation in length and width

UNICLIC MULTIFIT PATENTED TECHNOLOGY FOR VINYL

RIGID CLICK/RIGID CLICK+

For installation on uneven surfaces or old tiles with grouts not exceeding 5 mm in width and 2 mm in depth.

Dimensions:
61 x 30.3 cm

Thickness:
5 mm

Pack:
10 planks = 1.847 m²

Class:
Click 32 / Click+ 33

Bevels:
Modern microbevel or nano bevel

Warranty:
Rigid Click 20 years / Rigid Click+ 25 years

Installation:
Transition profiles needed

UNICLIC PATENTED TECHNOLOGY

Three ways to your perfect floor

ENTER THE FLOOREXPLORER

With so many flooring options to choose from, making the right decision can be a challenge. With our online FloorExplorer we'll guide you to a selection of floors that match your personal needs and style in just a few steps. Give it a try!

ORDER FLOOR SAMPLES ONLINE

Want to see what the floor of your choice would look like in reality, as well as how it matches with your furniture, wall colour,...? Order a floor sample on our website and see for yourself.

ORDER YOUR ENTIRE FLOOR ONLINE

Convinced? Visit your nearest Quick-Step dealer or order directly from our webstore. Online payment is super secure, and delivery is free for orders above £300. You can also choose to pick up your order at your local dealer.

www.quick-step.com

CLASS 32

For residential use. Normal, daily use in ordinary living spaces.

CLASS 33

For commercial use and high traffic residential use. Extra wear-resistant floors for areas with higher usage.

WARRANTY

For more information about warranty, go to www.quick-step.com

VINYL COLLECTION 2019

PUCL40203

Pulse

GLUE+
151.5 x 21.7 cm x 2.5 mm

CLICK/CLICK+
151 x 21 cm x 4.5 mm

RIGID CLICK/CLICK+
149.4 x 20.9 cm x 5 mm

The long and wide dimensions of Pulse provide the ultimate luxurious flooring experience. Its V-grooved panels create a spacious ambiance, while the matching structures on several designs enhance the authentic effect.

MODERN MICROBEVEL

SNOW PINE

Glue+:	PUGP40204
Click:	PUCL40204
Click+:	PUCP40204
Rigid Click:	RPUCL40204
Rigid Click+:	RPUCP40204

COTTON OAK WHITE BLUSH

Glue+:	PUGP40200
Click:	PUCL40200
Click+:	PUCP40200
Rigid Click:	RPUCL40200
Rigid Click+:	RPUCP40200

SEA BREEZE OAK LIGHT

Glue+:	PUGP40079
Click:	PUCL40079
Click+:	PUCP40079
Rigid Click:	RPUCL40079
Rigid Click+:	RPUCP40079

COTTON OAK COLD GREY

Glue+:	PUGP40201
Click:	PUCL40201
Click+:	PUCP40201
Rigid Click:	RPUCL40201
Rigid Click+:	RPUCP40201

SEA BREEZE OAK BEIGE

Glue+:	PUGP40080
Click:	PUCL40080
Click+:	PUCP40080
Rigid Click:	RPUCL40080
Rigid Click+:	RPUCP40080

SAND STORM OAK WARM GREY

Glue+:	PUGP40083
Click:	PUCL40083
Click+:	PUCP40083
Rigid Click:	RPUCL40083
Rigid Click+:	RPUCP40083

MORNING MIST PINE

Glue+:	PUGP40074
Click:	PUCL40074
Click+:	PUCP40074
Rigid Click:	RPUCL40074
Rigid Click+:	RPUCP40074

AUTUMN OAK WARM GREY

Glue+:	PUGP40089
Click:	PUCL40089
Click+:	PUCP40089
Rigid Click:	RPUCL40089
Rigid Click+:	RPUCP40089

COTTON OAK WARM GREY

Glue+:	PUGP40105
Click:	PUCL40105
Click+:	PUCP40105
Rigid Click:	RPUCL40105
Rigid Click+:	RPUCP40105

COTTON OAK GREY WITH SAW CUTS

Glue+:	PUGP40106
Click:	PUCL40106
Click+:	PUCP40106
Rigid Click:	RPUCL40106
Rigid Click+:	RPUCP40106

COTTON OAK COZY GREY

Glue+:	PUGP40202
Click:	PUCL40202
Click+:	PUCP40202
Rigid Click:	RPUCL40202
Rigid Click+:	RPUCP40202

COTTON OAK BEIGE

Glue+:	PUGP40103
Click:	PUCL40103
Click+:	PUCP40103
Rigid Click:	RPUCL40103
Rigid Click+:	RPUCP40103

AUTUMN OAK LIGHT NATURAL

Glue+:	PUGP40087
Click:	PUCL40087
Click+:	PUCP40087
Rigid Click:	RPUCL40087
Rigid Click+:	RPUCP40087

PUCL40200

Please note: the printed designs only give an impression of the actual colour and nuances of the pattern. They are not fully representative of all the different nuances within the design.

For a representative view of the surface structure and bevels of a floor, please ask your dealer for more advice.

MODERN MICROBEVEL

PURE OAK BLUSH

Glue+:	PUGP40097
Click:	PUCL40097
Click+:	PUCP40097
Rigid Click:	RPUCL40097
Rigid Click+:	RPUCP40097

SEA BREEZE OAK NATURAL

Glue+:	PUGP40081
Click:	PUCL40081
Click+:	PUCP40081
Rigid Click:	RPUCL40081
Rigid Click+:	RPUCP40081

COTTON OAK NATURAL

Glue+:	PUGP40104
Click:	PUCL40104
Click+:	PUCP40104
Rigid Click:	RPUCL40104
Rigid Click+:	RPUCP40104

COTTON OAK DEEP NATURAL

Glue+:	PUGP40203
Click:	PUCL40203
Click+:	PUCP40203
Rigid Click:	RPUCL40203
Rigid Click+:	RPUCP40203

AUTUMN OAK HONEY

Glue+:	PUGP40088
Click:	PUCL40088
Click+:	PUCP40088
Rigid Click:	RPUCL40088
Rigid Click+:	RPUCP40088

PURE OAK HONEY

Glue+:	PUGP40098
Click:	PUCL40098
Click+:	PUCP40098
Rigid Click:	RPUCL40098
Rigid Click+:	RPUCP40098

PICNIC OAK OCHRE

Glue+:	PUGP40093
Click:	PUCL40093
Click+:	PUCP40093
Rigid Click:	RPUCL40093
Rigid Click+:	RPUCP40093

AUTUMN OAK BROWN

Glue+:	PUGP40090
Click:	PUCL40090
Click+:	PUCP40090
Rigid Click:	RPUCL40090
Rigid Click+:	RPUCP40090

SAND STORM OAK BROWN

Glue+:	PUGP40086
Click:	PUCL40086
Click+:	PUCP40086
Rigid Click:	RPUCL40086
Rigid Click+:	RPUCP40086

VINEYARD OAK BROWN

Glue+:	PUGP40078
Click:	PUCL40078
Click+:	PUCP40078
Rigid Click:	RPUCL40078
Rigid Click+:	RPUCP40078

AUTUMN OAK CHOCOLATE

Glue+:	PUGP40199
Click:	PUCL40199
Click+:	PUCP40199
Rigid Click:	RPUCL40199
Rigid Click+:	RPUCP40199

Order your floor samples and floor online at www.quick-step.com

RUSTIC MICROBEVEL

PICNIC OAK WARM NATURAL

Glue+:	PUGP40094
Click:	PUCL40094
Click+:	PUCP40094
Rigid Click:	RPUCL40094
Rigid Click+:	RPUCP40094

SUNDOWN PINE

Glue+:	PUGP40075
Click:	PUCL40075
Click+:	PUCP40075
Rigid Click:	RPUCL40075
Rigid Click+:	RPUCP40075

Balance

GLUE+
125.6 x 19.4 cm x 2.5 mm

CLICK/CLICK+
125.1 x 18.7 cm x 4.5 mm

RIGID CLICK/CLICK+
125.1 x 18.9 cm x 5 mm

Balance combines rustic and modern designs, from sleek, elegant structures to intense, heavy-grained wood structures. To enhance their life-like appearance, several Balance designs feature matching structures.

MODERN MICROBEVEL

CANYON OAK LIGHT WITH SAW CUTS

Glue+:	BAGP40128
Click:	BACL40128
Click+:	BACP40128
Rigid Click:	RBACL40128
Rigid Click+:	RBACP40128

VELVET OAK LIGHT

Glue+:	BAGP40157
Click:	BACL40157
Click+:	BACP40157
Rigid Click:	RBACL40157
Rigid Click+:	RBACP40157

CANYON OAK BEIGE

Glue+:	BAGP40038
Click:	BACL40038
Click+:	BACP40038
Rigid Click:	RBACL40038
Rigid Click+:	RBACP40038

SILK OAK LIGHT

Glue+:	BAGP40052
Click:	BACL40052
Click+:	BACP40052
Rigid Click:	RBACL40052
Rigid Click+:	RBACP40052

CANYON OAK GREY WITH SAW CUTS

Glue+:	BAGP40030
Click:	BACL40030
Click+:	BACP40030
Rigid Click:	RBACL40030
Rigid Click+:	RBACP40030

VELVET OAK BEIGE

Glue+:	BAGP40158
Click:	BACL40158
Click+:	BACP40158
Rigid Click:	RBACL40158
Rigid Click+:	RBACP40158

SELECT OAK LIGHT

Glue+:	BAGP40032
Click:	BACL40032
Click+:	BACP40032
Rigid Click:	RBACL40032
Rigid Click+:	RBACP40032

DRIFT OAK BEIGE

Glue+:	BAGP40018
Click:	BACL40018
Click+:	BACP40018
Rigid Click:	RBACL40018
Rigid Click+:	RBACP40018

SILK OAK WARM NATURAL

Glue+:	BAGP40130
Click:	BACL40130
Click+:	BACP40130
Rigid Click:	RBACL40130
Rigid Click+:	RBACP40130

CLASSIC OAK NATURAL

Glue+:	BAGP40023
Click:	BACL40023
Click+:	BACP40023
Rigid Click:	RBACL40023
Rigid Click+:	RBACP40023

BACL40032

MODERN MICROBEVEL

SELECT OAK NATURAL

Glue+:	BAGP40033
Click:	BACL40033
Click+:	BACP40033
Rigid Click:	RBACL40033
Rigid Click+:	RBACP40033

CANYON OAK NATURAL

Glue+:	BAGP40039
Click:	BACL40039
Click+:	BACP40039
Rigid Click:	RBACL40039
Rigid Click+:	RBACP40039

COTTAGE OAK NATURAL

Glue+:	BAGP40025
Click:	BACL40025
Click+:	BACP40025
Rigid Click:	RBACL40025
Rigid Click+:	RBACP40025

VINTAGE CHESTNUT NATURAL

Glue+:	BAGP40029
Click:	BACL40029
Click+:	BACP40029
Rigid Click:	RBACL40029
Rigid Click+:	RBACP40029

VICTORIAN OAK NATURAL

Glue+:	BAGP40156
Click:	BACL40156
Click+:	BACP40156
Rigid Click:	RBACL40156
Rigid Click+:	RBACP40156

VELVET OAK SAND

Glue+:	BAGP40159
Click:	BACL40159
Click+:	BACP40159
Rigid Click:	RBACL40159
Rigid Click+:	RBACP40159

CANYON OAK LIGHT BROWN WITH SAW CUTS

Glue+:	BAGP40031
Click:	BACL40031
Click+:	BACP40031
Rigid Click:	RBACL40031
Rigid Click+:	RBACP40031

CANYON OAK DARK BROWN WITH SAW CUTS

Glue+:	BAGP40059
Click:	BACL40059
Click+:	BACP40059
Rigid Click:	RBACL40059
Rigid Click+:	RBACP40059

CANYON OAK BROWN

Glue+:	BAGP40127
Click:	BACL40127
Click+:	BACP40127
Rigid Click:	RBACL40127
Rigid Click+:	RBACP40127

VELVET OAK BROWN

Glue+:	BAGP40160
Click:	BACL40160
Click+:	BACP40160
Rigid Click:	RBACL40160
Rigid Click+:	RBACP40160

SILK OAK DARK GREY

Glue+:	BAGP40060
Click:	BACL40060
Click+:	BACP40060
Rigid Click:	RBACL40060
Rigid Click+:	RBACP40060

COTTAGE OAK DARK BROWN

Glue+:	BAGP40027
Click:	BACL40027
Click+:	BACP40027
Rigid Click:	RBACL40027
Rigid Click+:	RBACP40027

Ambient

GLUE+
130.5 x 32.7 cm x 2.5 mm

CLICK/CLICK+
130 x 32 cm x 4.5 mm

RIGID CLICK/CLICK+
61 x 30.3 cm x 5 mm

This collection features an expressive, tactile structure and fascinating colour variations. The V-grooved tiles radiate spaciousness and authenticity. Choose the nano-bevelled version for a more minimalist, modern look.

NANO BEVEL



GLUE+/CLICK/ CLICK+



RIGID CLICK/ RIGID CLICK+

MARBLE CARRARA WHITE

Glue+:	AMGP40136
Click:	AMCL40136
Click+:	AMCP40136
Rigid Click:	RAMCL40136
Rigid Click+:	RAMCP40136

MIMIMAL LIGHT GREY

Glue+:	AMGP40139
Click:	AMCL40139
Click+:	AMCP40139
Rigid Click:	RAMCL40139
Rigid Click+:	RAMCP40139

MIMIMAL TAUPE

Glue+:	AMGP40141
Click:	AMCL40141
Click+:	AMCP40141
Rigid Click:	RAMCL40141
Rigid Click+:	RAMCP40141

MIMIMAL MEDIUM GREY

Glue+:	AMGP40140
Click:	AMCL40140
Click+:	AMCP40140
Rigid Click:	RAMCL40140
Rigid Click+:	RAMCP40140

MODERN MICROBEVEL

GLUE+/CLICK/
CLICK+

RIGID CLICK/
RIGID CLICK+

CREAM TRAVERTIN

Glue+:	AMGP40046
Click:	AMCL40046
Click+:	AMCP40046
Rigid Click:	RAMCL40046
Rigid Click+:	RAMCP40046

LIGHT GREY TRAVERTIN

Glue+:	AMGP40047
Click:	AMCL40047
Click+:	AMCP40047
Rigid Click:	RAMCL40047
Rigid Click+:	RAMCP40047

VIBRANT SAND

Glue+:	AMGP40137
Click:	AMCL40137
Click+:	AMCP40137
Rigid Click:	RAMCL40137
Rigid Click+:	RAMCP40137



VIBRANT MEDIUM GREY

Glue+:	AMGP40138
Click:	AMCL40138
Click+:	AMCP40138
Rigid Click:	RAMCL40138
Rigid Click+:	RAMCP40138

GREY SLATE

Glue+:	AMGP40034
Click:	AMCL40034
Click+:	AMCP40034
Rigid Click:	RAMCL40034
Rigid Click+:	RAMCP40034

BLACK SLATE

Glue+:	AMGP40035
Click:	AMCL40035
Click+:	AMCP40035
Rigid Click:	RAMCL40035
Rigid Click+:	RAMCP40035

AMGP40136

Install Quick•Step® Vinyl on walls

Did you know that Quick-Step Vinyl flooring can be applied to wall surfaces as well? This makes it possible to extend the aesthetics of your floor to one or more walls of your interior, for a unique and stylish sense of space.

QUICK-STEP

INSTALLATION HAS NEVER
BEEN THIS EASY

Install your floor without hassle

Do you want to install the floor yourself, or would you rather leave it to an expert? Anything is possible at Quick-Step.

Quick•Step® Master Installer: perfection without worry

Opt for professional installation by an accredited Quick-Step Master Installer. These Master Installers are trained at the Quick-Step Academy, the most exclusive training centre in the flooring industry.

WHY CHOOSE A QUICK•STEP® MASTER INSTALLER?

- Get the best end result with expert underlay selection and subfloor preparation.
- Make your floor stand out with advice on the correct installation direction.
- Enjoy a perfect finish, down to the last detail: skirtings, profiles and staircases are meticulously placed.
- Expert quality at the right price.
- Inside knowledge on the latest features.
- A lifetime warranty* on the installation.

*** The duration of the lifetime warranty is equal to the duration of the product warranty. More info: www.quick-step.com**

Do it yourself

When you've found your dream floor, you want it installed as quickly and smoothly as possible. Depending on your specific situation, you can choose floating installation or glue down your planks. The Quick-Step Uniclic® and Uniclic® Multifit click systems ensure a worry-free installation, even in tight corners and under radiators. On top of that, all Quick-Step Vinyl floors can be installed over traditional underfloor heating. You can find everything you need to install your floor at Quick-Step, including tools, glue and accessories.

Need some guidance? Check out our installation tips and videos at www.quick-step.com

EVERYTHING YOU NEED
FOR A PERFECT FLOORING EXPERIENCE

Easy installation

Floating or glued down: the choice is yours

When laying your new Quick-Step Vinyl floor, you can opt for floating or glued-down installation. For floating installation, picking the right underlay is an absolute must, as it will have a major impact on the final look, quality and comfort of your floor. You can also opt for our 'glued-down' method. In that case, all you need is our Quick-Step Glue and trowel for Vinyl floors.

Quick•Step® underlays

Choosing the right underlay is key for the final result of a floating installation. Quick-Step's easy-to-install underlays provide a stable base for the Uniclic® and Uniclic® Multifit systems. They also:

- level the subfloor and even small irregularities;
- provide excellent acoustic insulation and reduce creaking noises;
- are compatible with traditional underfloor heating and/or cooling.

BASIC

Thickness: 1 mm Roll: 15 m²

The perfect choice for (almost) every room.



SUNHEAT

Thickness: 1.5 mm Roll: 10 m²

Resistant to temperature fluctuations.
Ideal for rooms with large windows.
Not compatible with Rigid Vinyl.

TRANSITSTOP

Thickness: 2mm Roll: 15 m²

Significant noise reduction: ideal for first floors and apartment floors.
Only for Rigid Vinyl.

Glued-down installation

Quick-Step Vinyl's Glue+ ranges are designed for glued-down installation.
Our high-quality Vinyl Glue is developed especially for vinyl flooring, as it:

- spreads easily;
- guarantees fast adhesion;
- is damp-proof;
- is compatible with traditional underfloor heating and/or cooling;
- can be used for vertical installation on dry walls.

QSVGLUE15
QSVGLUE6

VINYL GLUE

6 kg for ±20 m² 15 kg for ±50 m²

Before you get started, check if the glue adheres to the subfloor.

QSVA2

VINYL GLUE TROWEL (A2)

For a perfect glue distribution.

Installation tools

QSTOOLA

INSTALLATION SET

Tapping block: to easily click planks together. Cramp iron: to click planks together in hard-to-reachplaces. Spacers: to provide an expansion joint between walls and floor.
Only for Rigid Vinyl.

QSVTOOL

VINYL INSTALLATION TOOL

Use the cramp iron for hard-to-reach places and to easily cut vinyl planks to size.

QSVKNIFE
NEVKNIFEREFILL

VINYL KNIFE

Incl. 6 blades

1 refill contains 40 blades.

QSVSTARTKIT

STARTERSKIT

Includes: Quick-Step knife, installation tool and cleaning product.

Finish in style

Why choose Quick•Step® skirtings and profiles?

PERFECTLY MATCHING COLOURS

Our skirtings and profiles perfectly match the colour of every floor.

SCRATCH-RESISTANT TOP LAYER

Quick-Step skirtings and profiles are scratch-resistant and protected against everyday wear and tear.

QUICK•STEP® WARRANTY

They come with the same warranty as the floors.

Skirtings

VINYL SKIRTING

200 x 4.8 x 1.2 cm

Available for all Balance and Ambient floors.

VINYL SKIRTING

200 x 5.5 x 1.2 cm

Available for all Pulse floors.

WATER-RESISTANT PAINTABLE SKIRTING

200 x 5.8 x 1.2 cm

PAINTABLE SKIRTING

240 x 4 x 1.4 cm

Also available in a flexible version (QSFLEXSKR) to finish your entire space in the same style.

FLEXIBLE PAINTABLE SKIRTING

4 x 1.4 cm

Can be cut to the desired length.

Installation tools

Install your skirtings against the wall with the One4All Glue.

ONE4ALL GLUE

290 ml

One tube glues 15 m of skirtings.

Profiles

Incizo® profile: 1 profile, 5 applications

Quick-Step's Incizo® profile is a multifunctional finishing tool that can be used to finish your floor and stairs in matching colours. Simply cut the Incizo® basic profile to desired shape with the supplied Incizo® knife.

INCIZO® PROFILE

200 x 4.5 x 0.8 cm

Contents: 1 Incizo® profile, 1 Incizo® knife, 1 plastic rail.

APPLICATION 1

Connect two floors of different heights.

APPLICATION 2

Connect two floors of the same height.

APPLICATION 3

Cut the profile in half to finish your floor along walls or windows and cover twice the distance with a single profile.

APPLICATION 4

Create a nice transition between your Vinyl floor and other flooring types or finish your floor along walls or windows.

APPLICATION 5

The Incizo® profile also allows you to finish your stairs in the flooring design of your choice. For this application you need the Incizo® profile and an aluminium sub-profile.

INCIZO® ALUMINIUM SUB-PROFILE FOR STAIRS

200 x 2.7 x 1.8 cm

Aluminium finishing profiles



VINYL EXPANSION PROFILE

200 x 3.65 x 0.25 cm

For commercial spaces.



VINYL EXPANSION PROFILE

200 x 3.25 x 0.75 cm

VINYL ADAPTER PROFILE

200 x 2.7 x 0.75 cm

For commercial spaces.

VINYL ADAPTER PROFILE

200 x 3.1 x 0.85 cm

VINYL END PROFILE

200 x 1.7 x 0.8 cm

For commercial spaces.

VINYL END PROFILE

200 x 2.4 x 0.85 cm

MULTIFUNCTIONAL PROFILE

186 x 4.7 x 1.23 cm

To bridge height differences up to 12.3 mm.

Metal finishing profiles for stairs

STAIR PROFILE INSIDE CORNER

200 x 2.5 x 2.5 cm

Use Vinyl Glue to secure the floor to your stairs. Compatible with Quick-Step's Vinyl Glue+ ranges.

STAIR PROFILE OUTSIDE CORNER

200 x 2.6 x 4 cm

Use Vinyl Glue to secure the floor to your stairs. Compatible with Quick-Step's Vinyl Glue+ ranges.

STAIR PROFILE UPPER STEP

200 x 1.5 x 3 cm

Use Vinyl Glue to secure the floor vertically to your stairs. The horizontal planks slide into the profile. Compatible with Quick-Step's Vinyl Click ranges.

Installation tools

QSKIT(-)

KIT

310 ml

Fill up the space between skirtings and wall for a perfect finish. Available in matching colours.
Average usage: 1 tube per 30 m² room.

QSKITTRANSP

HYDROKIT

310 ml

Transparant silicone to fill up the space between skirtings and floor in bathrooms.
Average usage: 1 tube per 15 m.

QSRCINOX15
QSRCINOX22

PIPE COVERS

2 pcs

Properly finish pipes and heating components. Available in inside diameter sizes of 15 mm and 22 mm.

Worry-free maintenance

EASY MAINTENANCE FOR MAXIMUM VALUE

Quick-Step cleaning products are specifically developed for our floors. They cleanse the surface thoroughly and safeguard its original appearance to maximise that 'new floor' experience.

For detailed maintenance instructions, visit www.quick-step.com

Maintenance

QSCLEANING2500

CLEANING PRODUCT 2.5 L

Average usage: 37 cleaning sessions.

QSCLEANING1000

CLEANING PRODUCT 1 L

Average usage: 15 cleaning sessions.

QSSPRAYKIT

CLEANING KIT

Mop holder with water tank and handy lever to easily moisten and mop your floor. Also includes a cleanable microfibre mop and one litre of Quick-Step cleaning product.

QSSPRAYMOP

CLEANABLE MICROFIBRE MOP

QSREPAIR

REPAIR KIT

Easily repair light damage in the original colour. It assures that your floor is protected again.

Find detailed instructions at www.quick-step.com

Setting the stage for sustainability

Everyday, UNILIN – the company behind Quick-Step – pushes the boundaries of what it means to be a flooring brand. Apart from making our floors as beautiful and enduring as possible, we also strive to make them as sustainable as possible, and to minimise our ecological impact in every way we can. Just like you, we are convinced that a world of beauty is a world where we respect and treasure our natural resources.

"Sustainability has become indispensable for doing business. That's why we strive to make our floors as sustainable as possible."

TINO MULLE, CHIEF SUSTAINABILITY OFFICER AT UNILIN

This means we're not just mindful of how we source our raw materials, but also how we provide energy for production. In many UNILIN factories, end-of-life wood waste is the primary energy source.

A SOFT SPOT FOR NATURE

Quick-Step Vinyl flooring isn't just a pleasure to walk on – it also has a soft spot for nature. Therefore, all internal waste is re-used and we aim to use energy from renewable sources as much as possible. Furthermore, because every floor is completely ortho-phthalate free, you can breathe easily in the comfort that you've made an excellent choice.

THE CREDENTIALS OF OUR FLOORING

To provide you with maximum value, Quick-Step Vinyl floors adhere to the most stringent quality and sustainability labels.

M1

The lowest possible emission class, indicating that our floors don't emit any toxic substances and thus require no extra ventilation. It also means our products are odour-free.

LEED

Globally applied building classification programme for low-emission products.

A+

Best accreditation for indoor air quality.

A MEMBER OF THE MMFA

The Multilayer Modular Flooring Association is the leading organization of flooring manufacturers and their suppliers in Europe.

FLOORSCORE

SCS certification program that demonstrates the floor's conformity with the requirements for low-emission products.

Your Quick • Step® point of sale

QUICK·STEP®
FLOOR DESIGNERS

Quick • Step® is a quality product produced by UNILIN bvba – division Flooring, Ooigemstraat 3, B-8710 Wielsbeke, Belgium, Europe. Product images may differ from actual product. The availability of products, or the products themselves, may change at any time without notice. Content © 2019-2020 by UNILIN bvba – division Flooring. All rights reserved. The contents of this brochure may not be reproduced in whole or in part without prior written permission from the publisher. 019 130 01 - Z2 - EN.
Coverphoto: AMGP40136

FOLLOW US ON

www.facebook.com/QuickStepFloors

www.youtube.com/quickstepfloor

www.pinterest.com/quickstepfloor

@QuickStepFloor

www.quick-step.com