



VELUX®

Product Brochure

UK Price List (excludes VAT)

4th February 2019

velux.co.uk

Bringing daylight and fresh air to homes for over 75 years

At VELUX® we know how important it is to start planning for daylight in a project as early as possible.

For decades we have led the way in designing innovative roof windows, blinds, shutters and accessories, all of which help create bright and welcoming spaces.

VELUX roof windows can bring twice the amount of daylight* into your extension than vertical glazing of the same size, or transform your loft into a brand new space.

You can also enjoy optimum comfort in your home thanks to VELUX ACTIVE, our smart home solution that works with VELUX INTEGRA® electric and solar powered products to automatically control the light, ventilation and indoor climate of your home.

In keeping with our commitment to developing exciting new products, this year we are launching the VELUX INTEGRA® electric top-hung roof window. With all the benefits of the manual top-hung roof window, this product now comes in an electric option that can be paired with VELUX ACTIVE.

Explore our full range of sizes, options and finishes – all backed by the expertise and support of our technical team, and bring some truly innovative ideas to your next project.

*Source: Johnsen et al, 2016.

VELUX®

Contents

Your ideal solution

Improve your home with daylight	4-5
First class service	6-7
Features and finishes	8-9
Explore the possibilities	10-11

Design inspiration

Extension	12-13
Flat roof extension	14-15
Loft conversion	16-17
Replacement roof windows	18-19

VELUX roof windows

Centre-pivot roof windows	20-21
Top-hung roof windows	22-23
VELUX INTEGRA® centre-pivot roof windows	24-25
NEW VELUX INTEGRA® top-hung roof windows	26-27
VELUX ACTIVE	28-29
Conservation roof windows	30-31

VELUX bundles

Loft bundles	32-33
Extension bundles	34-35

VELUX CABRIO® balcony

36-37

Sloping combinations

Sloping and fixed combinations	38-39
Sloping and vertical combinations	40-41

VELUX flat roof windows

Curved and flat glass rooflights	42-45
Flat roof domes	46-47
VELUX Modular Skylights	48-49

VELUX sun tunnels

50-51

Smoke ventilation and rooflights

Smoke ventilation system	52
Rooflights for uninhabited spaces	53

Replacing and upgrading

Replacing existing roof windows	54
Upgrading existing roof windows	55
Upgrading glazing	55

Installation products

56-57

Flashings

Flashings	58
Recessed and standard flashings	59
Twin and combination flashings	60-61

Blinds and Accessories

Blinds and shutters	62-72
Accessories	73

Size guide

74

CONTACT US

If you'd like more information on our range of VELUX products and services or you need technical support, we're here to help.

TELEPHONE: 01592 778 225

EMAIL: sales@velux.co.uk

Advice on product selection and installation instructions are also available on our website velux.co.uk



Improve your home life with daylight

Why VELUX roof windows?

When extending your home, you may think that bi-fold doors will bring in enough daylight. However, extensions move the light source away from the original building, meaning light won't reach very far inside your existing space.

The solution? By introducing VELUX roof windows you can bring in twice as much daylight as vertical windows of the same size, allowing natural light to penetrate deeper into your home.

TIP: *If your extension is north facing, VELUX roof windows are even more important. In some cases, they're the only way to get sunlight shining directly into the room.*

The right combinations

Combining your VELUX roof windows with vertical glazing is essential as it allows daylight to enter your home from different angles. The extension featured here does exactly that. Now this stunning room benefits from increased daylight levels from dawn till dusk.

TIP: *To ensure enough daylight, the glazing in your project should be equivalent to 15-20% of the whole room's floor space.*

So whether you're at the beginning of your extension journey, or simply looking to bring more daylight into your current space, VELUX roof windows are the right choice for your home.

For further
daylight advice and
inspiration visit
[velux.co.uk/
projects](https://www.velux.co.uk/projects)

FIRST CLASS SERVICE

Our team is part of your team

We do more than simply supply market-leading roof windows. Our quality customer service matches our quality products. That's why we believe in working in partnership with you over the phone or online to ensure you get the support you need. Making your delivery, installation and aftercare a hassle-free experience.



Long-term peace of mind
when you choose VELUX

Please visit velux.co.uk/registration
to register your VELUX roof window
guarantee.



The world's number 1 in
roof windows because...


- We've been at the very forefront of innovative design in roof windows for over 75 years.
- Our products are tried, tested and guaranteed.
- We use cutting edge manufacturing techniques to ensure quality and consistency.
- We have a zero defect philosophy embedded into our workforce, as well as stringent final inspections, ensuring products arrive with you in perfect condition.
- VELUX products are rigorously tested in Northern Europe's largest wind tunnel and are backed by a comprehensive guarantee.



Expert technical and
aftersales service

You can always call our expert team for technical support and specification advice. They're here to give you in-depth assistance on planning, installation and aftercare.

Call us on:
01592 778 225



The tools to build
your project

We offer you the best products on the market. We also understand the importance of helping you choose the best solution for your project. Our first class marketing materials provide inspiration and give you opportunities to enhance and expand your project.



Reliable logistics

With a vast amount of our products available in two working days, you can rely on us to deliver quickly and on time.



Dedicated field support

Our team in the UK and Ireland strive to constantly improve the service you receive. As well as advice by phone, our nationwide service technicians and field sales teams are happy to offer hands-on support throughout the year.

Our product features at a glance

Our highly engineered roof windows have the latest technology built in. Our research and development teams are continuously refining products to improve performance.

The following features come as standard with all of our roof windows and are designed to make installation and operation easier, as well as ensuring our products look their best.

We are the
only roof window
manufacturer offering
safety glazing
as standard



Safety glazing prevents glass from falling into your home if broken, and is standard in all of our roof windows (excluding rooflights for uninhabited spaces). Glazing options include noise reduction, privacy and added insulation.



Our high quality pivot hinges are designed with innovative technology, ensuring stability throughout the life of your product.



VELUX ThermoTechnology™ features high performance materials in the roof window construction. This ensures you use less energy whilst keeping the warmth in your home.




For easy cleaning of the outside pane, the barrel bolt locks the roof window in a 180° position. Now both hands are free for you to clean the outer pane easily and safely from within the room.



The same bracket is used for both recessed and standard installations. A simple red and blue line system shows where the bracket should be installed. You can be confident of a straightforward installation every time.



The unique brushed aluminium ventilation bar makes it possible to let fresh air into your home, even when the roof window is securely closed or when you are away or sleeping, without having to worry about security or bad weather.



Click-on covers make your installation easier, faster and safer, by reducing the number of screws required onsite.



Our pre-installed, patented mounting brackets come as standard on every new VELUX roof window and fit any of our VELUX blinds, making installation as straightforward as possible.

Pick & Click!®

The finishing touch to suit your home

THREE INTERNAL FINISH OPTIONS

Lighter, brighter modern living spaces are more popular than ever. To ensure you have the means to make the most of your project, we offer three internal finish options. All finishes have the same high VELUX quality combined with:

- laminated safety glass as standard
- straightforward installation
- excellent value for money
- short delivery time.

WHITE POLYURETHANE FINISH

- Wooden core encased in moisture-resistant white polyurethane. The first choice for humid rooms such as kitchens and bathrooms.
- No visible joints, so dirt can't accumulate in the corners.
- Maintenance-free, which is ideal for out-of-reach areas.
- Thermally moulded timber core delivers improved insulation.



WHITE PAINTED FINISH

- Painted before assembly for a flawless finish and outstanding durability.
- Bright white finish with discreet wood grain matches perfectly with modern interiors.
- Lower maintenance than pine finish roof windows.
- Highly UV resistant, water-based breathable paint to preserve a crisp, bright look.



PINE FINISH

- Matches perfectly with traditional interiors.
- Protective triple coat clear lacquer helps to preserve the timber of the window.



Explore the possibilities...

Every VELUX product you choose will do a great job. Before you start, it's worth considering all the available solutions for the space you are creating. By choosing the right operation, glazing and blinds, you can make a big difference to your project and how the room functions.

Find the right roof window for you at
[velux.co.uk/configurator](https://www.velux.co.uk/configurator)

Operation

Centre-pivot

Centre-pivot roof windows are operated via the top control bar, making it easy to open, even with furniture below the roof window.



Top-hung

Top-hung roof windows are operated by a handle at the bottom and open outwards, allowing you to take advantage of uninterrupted views and a feeling of extra space.



Now available as
VELUX INTEGRA®
electric top-hung
See p26

VELUX INTEGRA®

For easy ventilation at the touch of a button, you can control VELUX INTEGRA® solar powered or electric roof windows remotely. They're the ultimate choice for fresh air and better indoor comfort.



Make your home smarter with VELUX ACTIVE
See p28

See all our roof window options on pages 20-53.

Glazing

Safety glazing – 70 pane

U-value 1.3 W/m²K


Laminated safety glazing comes as standard. In case of accidental breakage, this prevents glass falling into your room.



Noise reduction glazing – 60 pane

U-value 1.3 W/m²K

With all the benefits of 70 pane, plus noise reduction to keep out traffic, rain and hail noise for a perfect night's sleep.



Upgrade for
£85*

Energy efficiency glazing – 66 pane

U-value 1.0 W/m²K

Triple glazing with enhanced energy efficiency, allowing your roof window to keep heat in from the sun.



Or upgrade to this for an extra
£165*

Blinds and shutters

Energy and duo blackout blinds

Energy blinds feature double-pleated blackout fabric for insulation, while our duo blinds give you blackout and pleated blinds in one, offering multiple ways to control daylight in your home.



Available from
£76*

VELUX INTEGRA® electric and solar operated blinds

Enjoy full control of daylight at your fingertips – choose from blackout, roller, pleated and light dimming energy blinds in a full range of colours.



Available from
£129*

Awnings and shutters

VELUX awning blinds provide solar heat reduction in sunny weather while VELUX roller shutters offer additional energy saving and noise reduction with the added bonus of complete blackout.



Available from
£44*

*per roof window.

Discover the full blinds range on pages 62-72.

VELUX RECOMMEND

VELUX INTEGRA®

Electric roof windows give you control at the touch of a button, meaning getting rid of unwanted humidity from cooking is easy.

Find out more on p24 →

WHITE POLYURETHANE

Moisture-resistant and maintenance-free, perfect for humid kitchens.

70 PANE

Safety glazing will prevent glass falling into your home in case of breakage.

AND REMEMBER...

You can control the amount of daylight and the temperature within a room by adding a VELUX blind or shutter.

PLEATED BLIND

Available in electric or solar powered versions, these blinds are easily operated by a pre-paired wall switch and provide privacy, whilst bathing the room in soft light.

Find out more on p69 →

For hassle-free solutions, see our **extension bundles** on p34 →

For more inspiration...

Visit [velux.co.uk/extensions](https://www.velux.co.uk/extensions) to request a copy of our mini-guide, explore our before and after gallery and learn tips and tricks on how to make the most of your space.



Extension – A beautifully light living space

VELUX INTEGRA® electric roof windows transformed this room into a stunning and bright living space. Without roof windows, this room lacked direct sunlight because light from vertical patio doors has a limited reach. After VELUX roof windows were planned into this project, they brought in twice as much daylight as vertical glazing of the same size – now it's a welcoming kitchen with room to cook, entertain and spend time with family.

Featured roof windows: GGU PK10 007021U

Flat roof extension – Adding the natural daylight you're looking for

This gloomy flat roof kitchen was transformed using a VELUX curved glass rooflight. Filling the room with fresh air and daylight, our rooflights instantly renewed this space. The curved glass rooflight is out-of-reach, but because it's a VELUX INTEGRA® electric rooflight, the control is at your fingertips as it can be opened or closed remotely at a moment's notice.

Featured roof windows: CVP 100150 0673QV combined with an ISD 100150 1093

VELUX RECOMMEND

VELUX CURVED GLASS ROOFLIGHTS

The innovative and unique glass-to-edge curved design maximises daylight entering your home, while providing all the functional benefits of a traditional dome.

Electric operation is recommended to provide ventilation at your fingertips.

Find out more on p42 →



AND REMEMBER...

You can control the amount of daylight and temperature within a room by adding a VELUX blind.

LIGHT-DIMMING ENERGY BLIND

Available in electric and solar powered versions, our light-dimming energy blinds come with pleated cloth, offering extra insulation when closed.

Find out more on p68 →



For more inspiration...

Visit [velux.co.uk/extensions](https://www.velux.co.uk/extensions) to request a copy of our mini-guide, explore our before and after gallery and learn tips and tricks on how to make the most of your space.

Loft conversion – Fill your bedroom with daylight

This bright and airy bedroom was created by transforming an unused loft space. Installing both sloping and fixed VELUX roof windows not only adds a real wow factor, but it dramatically increases the level of daylight flooding into the room. As well as a means of escape during an emergency, these top-hung roof windows allow for stunning, uninterrupted views.

Featured roof windows: GPL PK08 2060 combined with a GIL PK34 2060 with DKL PK08 0705 & DKL PK04 0705 blackout blinds



Download the **VELUX MyDaylight App** to your phone and visualise how your own loft space could look with added daylight through the roof.

VELUX RECOMMEND

TOP-HUNG

Enjoy panoramic, uninterrupted views.

Find out more on p22 →

WHITE PAINTED

Matches perfectly with modern interiors.

60 PANE

Noise reduction glazing is perfect for a good night's sleep.

AND REMEMBER...

You can control the amount of daylight and the temperature within a room by adding a VELUX blind or shutter.

BLACKOUT BLIND

Available in electric and solar powered versions, our blackout blinds come in 24 colours to complement any room and offer almost complete blackout for a good night's sleep.

Find out more on p64 →

For hassle-free solutions, see our **loft bundles** on p32 →

For more inspiration...

Visit velux.co.uk/lofts to explore our before and after gallery and learn tips and tricks on how to make the most of your space.





Replacement roof windows – It's easier than you think

Breathe new life into your space by replacing your old VELUX roof windows. Our white painted roof windows are specially designed to suit modern interiors. The same standard VELUX sizes are available, and can usually be fitted quickly and easily from inside the room, without disrupting the current internal finish.

Featured roof window on right: GGL MK08 2060.



Certified
Installer

VELUX

Find a VELUX Certified Installer near you:
[velux.co.uk/findaninstaller](https://www.velux.co.uk/findaninstaller)

ISSUE

Do your old pine roof windows no longer match your modern interior?

Are your roof windows in an out-of-reach location?

Does replacing your roof windows sound time consuming?

SOLUTION

Replacing pine roof windows with white painted ones will offer a much brighter and contemporary feel to your space.

Installing VELUX INTEGRA® solar powered or electric roof windows means you can open or close your roof windows at the touch of a button.

Choosing the VELUX roof window that's right for you is hassle-free, and can often be installed in 4 hours.

VELUX BLINDS



Our collection of blinds feature an extensive range of designs and finishes, and our Pick&Click!™ system means they can be fitted in minutes.

SEE THE RANGE
PAGES 62-72 →

Find out more about replacement roof windows on p20-27 →

For more inspiration...

To find the best replacement roof window for you, visit [velux.co.uk/replacement](https://www.velux.co.uk/replacement) and use our replacement configurator.



VELUX centre-pivot roof windows

The classic choice

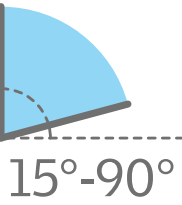
Featured: GGL MK08 2070

VELUX centre-pivot roof windows

External frame size (nominal w x h) cm		55 x 78	55 x 98	55 x 118	78 x 98	66 x 118	78 x 118	78 x 140	134 x 98	94 x 140	114 x 118	94 x 160	134 x 140
Code	Glazing	CK02	CK04	CK06	MK04	FK06	MK06	MK08	UK04	PK08	SK06	PK10	UK08
White polyurethane													
GGU 0070 U-value 1.3 W/m²K	Laminated inner, toughened outer pane.	£299	£316	£329	£343	£367	£388	£429	£494	£501	£515	£528	£601
GGU 0060 U-value 1.3 W/m²K	Laminated inner, toughened outer pane. Easy-to-clean coating, enhanced noise reduction.	£384	£401	£414	£428	£452	£473	£514	£579	£586	£600	£613	£686
GGU 0066 U-value 1.0 W/m²K	Triple glazed. Laminated inner, toughened outer pane. Anti-dew* and easy-to-clean coating.	£464	£481	£494	£508	£532	£553	£594	£659	£666	£680	£693	£766
GGU 0062 U-value 0.92 W/m²K	Triple glazed. Laminated inner, toughened outer with anti-dew* coating. Further enhanced noise reduction.	£549	£566	£579	£593	£617	£638	£679	-	£751	£765	£778	-
GGU 0034 U-value 1.3 W/m²K	Obscure laminated inner, toughened outer pane.	£339	£356	£369	£383	£407	£428	£469	£534	£541	£555	£568	£641
GGU 0070Q U-value 1.4 W/m²K	Laminated inner, toughened outer pane. Enhanced security.	£437	£456	-	£487	£485	£508	£532	£584	£591	£605	£618	£691
White painted													
GGL 2070 U-value 1.3 W/m²K	Laminated inner, toughened outer pane.	£243	£257	£268	£279	£299	£315	£349	£402	£407	£419	£430	£488
GGL 2060 U-value 1.3 W/m²K	Laminated inner, toughened outer pane. Easy-to-clean coating, enhanced noise reduction.	£328	£342	£353	£364	£384	£400	£434	£487	£492	£504	£515	£573
GGL 2066 U-value 1.0 W/m²K	Triple glazed. Laminated inner, toughened outer pane. Anti-dew* and easy-to-clean coating.	£408	£422	£433	£444	£464	£480	£514	£567	£572	£584	£595	£653
GGL 2062 U-value 0.92 W/m²K	Triple glazed. Laminated inner, toughened outer with anti-dew* coating. Further enhanced noise reduction.	£493	£507	£518	£529	£549	£565	£599	-	£657	£669	£680	-
GGL 2070Q U-value 1.4 W/m²K	Laminated inner, toughened outer pane. Enhanced security.	£333	£347	-	£369	£389	£390	£439	£492	£497	£494	£520	£578
Pine													
GGL 3070 U-value 1.3 W/m²K	Laminated inner, toughened outer pane.	£243	£257	£268	£279	£299	£315	£349	£402	£407	£419	£430	£488
▶ All roof windows have a delivery time of 2 days except '66' and '62' pane windows which are 7 days and '70Q' pane windows which are 11 days (white painted) and 16 days (white polyurethane). ▶ Delivery time is in working days from receipt of orders placed before 4pm (UK) and 11.30am (NI).													

*Anti-dew coating reduces number of hours external condensation is present.

Roof pitch



Suitable for roof pitches between 15° and 90°.

Benefits of centre-pivot roof windows



Convenient, even with furniture placed beneath the roof window.



Easy to open and quick to close with the ventilation bar.



Full range of blinds and shutters available for any room type.

PAGES 62-72 →

Roof windows out-of-reach?
View our VELUX INTEGRA® automatic centre-pivot roof windows on p24 →



VELUX top-hung roof windows

The perfect choice for loft conversions

Featured: GPL PK08 2060 combined with a GIL PK34 2060

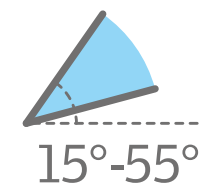
VELUX top-hung roof windows

External frame size (nominal w x h) cm		55 x 98	55 x 118	78 x 98	66 x 118	78 x 118	78 x 140	134 x 98	94 x 140	114 x 118	94 x 160	134 x 140
Code	Glazing	CK04	CK06▲	MK04▲	FK06▲	MK06▲	MK08▲	UK04▲	PK08▲	SK06▲	PK10▲	UK08▲
White polyurethane												
GPU 0070 U-value 1.3 W/m²K	Laminated inner, toughened outer pane.	£411	£429	£464	£478	£504	£558	-	£652	£670	£687	£781
GPU 0060 U-value 1.3 W/m²K	Laminated inner, toughened outer pane. Easy-to-clean coating, enhanced noise reduction.	£496	£514	£531	£563	£589	£643	-	£737	£755	£772	£866
GPU 0066 U-value 1.0 W/m²K	Triple glazed. Laminated inner, toughened outer pane. Anti-dew* and easy-to-clean coating.	£576	£594	£611	£643	£669	£723	-	£817	£835	£852	£946
GPU 0062 U-value 0.96 W/m²K	Triple glazed. Laminated inner, toughened outer pane. Anti-dew* coating. Further enhanced noise reduction.	£661	£679	£696	£728	£754	£808	-	£902	£920	£937	-
GPU 0034 U-value 1.3 W/m²K	Obscure laminated inner, toughened outer pane.	£451	£469	£486	£518	£544	£598	-	£692	£710	£727	£821
White painted												
GPL 2070 U-value 1.3 W/m²K	Laminated inner, toughened outer pane.	£354	£370	£385	£412	£435	£481	£554	£562	£578	£593	£674
GPL 2060 U-value 1.3 W/m²K	Laminated inner, toughened outer pane. Easy-to-clean coating, enhanced noise reduction.	£439	£455	£470	£497	£520	£566	£639	£647	£663	£678	£759
GPL 2066 U-value 1.0 W/m²K	Triple glazed. Laminated inner, toughened outer pane. Anti-dew* and easy-to-clean coating.	£519	£535	£550	£577	£600	£646	£719	£727	£743	£758	£839
Pine												
GPL 3070 U-value 1.3 W/m²K	Laminated inner, toughened outer pane.	£354	£370	£385	£412	£435	£481	£554	£562	£578	£593	£674

- ▲ Sizes suitable for emergency escape requirements.
- ▶ All roof windows have a delivery time of 2 days except GPU 0066 and GPU 0062 which are 7 days and GPL 2066 windows which are 11 days.
- ▶ Delivery time is in working days from receipt of orders placed before 4pm (UK) and 11.30am (NI).

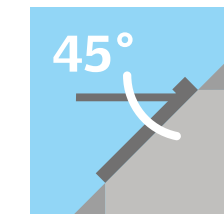
*Anti-dew coating reduces number of hours external condensation is present.

Roof pitch



Suitable for roof pitches between 15° and 55°. Also suitable for roof pitches between 55° and 75° with special springs. Please specify when ordering.

Opening options



45° OPENINGS
GPU and GPL roof windows open to any position up to 45°.



EMERGENCY ESCAPE
Due to the unrestricted opening area, a large selection of roof windows are suitable for emergency escape purposes.

Benefits of top-hung roof windows



Enjoy panoramic, uninterrupted views.



Rotates 180° for easy cleaning from the inside.



Full range of blinds and shutters available for any room type.

PAGES 62-72 →





VELUX INTEGRA® electric and solar powered centre-pivot roof windows

The ideal solution for out-of-reach areas

Featured: GGU PK10 007021U


VELUX
roof windows

VELUX INTEGRA® electric and solar powered centre-pivot roof windows

External frame size (nominal w x h) cm		55 x 78	55 x 98	55 x 118	78 x 98	66 x 118	78 x 118	78 x 140	134 x 98	94 x 140	114 x 118	94 x 160	134 x 140
Code	Glazing	CK02	CK04	CK06	MK04	FK06	MK06	MK08	UK04	PK08	SK06	PK10	UK08
VELUX INTEGRA® electric													
White polyurethane													
GGU 007021U U-value 1.3 W/m²K	Laminated inner, toughened outer pane.	£599	£616	£629	£643	£667	£688	£729	£794	£801	£815	£828	£901
GGU 006021U U-value 1.3 W/m²K	Laminated inner, toughened outer pane. Easy-to-clean coating, enhanced noise reduction.	£684	£701	£714	£728	£752	£773	£814	£879	£886	£900	£913	£986
GGU 006621U U-value 1.0 W/m²K	Triple glazed. Laminated inner, toughened outer pane. Anti-dew* and easy-to-clean coating.	£764	£781	£794	£808	£832	£853	£894	£959	£966	£980	£993	£1,066
White painted													
GGL 207021U U-value 1.3 W/m²K	Laminated inner, toughened outer pane.	£543	£557	£568	£579	£599	£615	£649	£702	£707	£719	£730	£788
GGL 206021U U-value 1.3 W/m²K	Laminated inner, toughened outer pane. Easy-to-clean coating, enhanced noise reduction.	£628	£642	£653	£664	£684	£700	£734	£787	£792	£804	£815	£873
GGL 206621U U-value 1.0 W/m²K	Triple glazed. Laminated inner, toughened outer pane. Anti-dew* and easy-to-clean coating.	£708	£722	£733	£744	£764	£780	£814	£867	£872	£884	£895	£953
Pine													
GGL 307021U U-value 1.3 W/m²K	Laminated inner, toughened outer pane.	£543	£557	£568	£579	£599	£615	£649	£702	£707	£719	£730	£788
VELUX INTEGRA® solar powered													
White polyurethane													
GGU 007030 U-value 1.3 W/m²K	Laminated inner, toughened outer pane.	£639	£656	£669	£683	£707	£728	£769	£834	£841	£855	£868	£941
GGU 006030 U-value 1.3 W/m²K	Laminated inner, toughened outer pane. Easy-to-clean coating, enhanced noise reduction.	£724	£741	£754	£768	£792	£813	£854	£919	£926	£940	£953	£1,026
GGU 006630 U-value 1.0 W/m²K	Triple glazed. Laminated inner, toughened outer pane. Anti-dew* and easy-to-clean coating.	£804	£821	£834	£848	£872	£893	£934	£999	£1,006	£1,020	£1,033	£1,106
White painted													
GGL 207030 U-value 1.3 W/m²K	Laminated inner, toughened outer pane.	£583	£597	£608	£619	£639	£655	£689	£742	£747	£759	£770	£828
GGL 206030 U-value 1.3 W/m²K	Laminated inner, toughened outer pane. Easy-to-clean coating, enhanced noise reduction.	£668	£682	£693	£704	£724	£740	£774	£827	£832	£844	£855	£913
GGL 206630 U-value 1.0 W/m²K	Triple glazed. Laminated inner, toughened outer pane. Anti-dew* and easy-to-clean coating.	£748	£762	£773	£784	£804	£820	£854	£907	£912	£924	£935	£993
▶ All roof windows have a delivery time of 2 days except '66' pane windows and GGL 206030 which are 11 days. ▶ Delivery time is in working days from receipt of orders placed before 4pm (UK) and 11.30am (NI).													

*Anti-dew coating reduces number of hours external condensation is present.

Roof pitch



Suitable for roof pitches between 15° and 90°.

Operation



ELECTRIC

- Operate your roof windows with a convenient wall switch.
- Fully integrated motor which runs almost without a sound.



SOLAR POWERED

- All the same features as VELUX INTEGRA® electric roof windows, but powered by the sun.
- PV solar cell on external window frame requires exposure to sunlight.

BENEFITS

- Ideal for out-of-reach areas.
- VELUX INTEGRA® roof windows offer control at your fingertips and provide fresh air, better indoor comfort and home security.
- Rain sensors feature on all VELUX INTEGRA® roof windows, automatically closing in the event of rain.
- Works together with VELUX ACTIVE for a smarter way to achieve a healthier indoor climate.



VELUX INTEGRA® electric top-hung roof windows

Add more wow factor to your home

Featured: GPU SK06 006621U combined with GIU SK34 0066

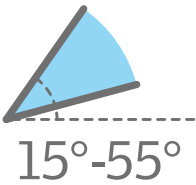
VELUX INTEGRA® electric top-hung roof windows

Our VELUX INTEGRA® electric top-hung roof windows effortlessly transform your space, filling it with daylight. Easy to use, these roof windows offer total control at the touch of a button. VELUX INTEGRA® electric top-hung roof windows are the ultimate choice for fresh air and better indoor comfort.

Arriving
Spring
2019



Roof pitch



Suitable for roof pitches between 15° and 55°.

VELUX INTEGRA® electric top-hung roof windows

External frame size (nominal w x h) cm		66x118	66x140	78x118	78x140	94x118	94x140	114x118	114x140
Code	Description	FK06	FK08	MK06	MK08	PK06	PK08	SK06	SK08
White polyurethane									
GPU 007021U U-value 1.3 W/m²K	Laminated inner, toughened outer pane.	£856	£900	£882	£936	£936	£1,030	£1,048	£1,088
GPU 006621U U-value 1.0 W/m²K	Triple glazed. Laminated inner, toughened outer pane. Anti-dew* and easy-to-clean coating.	£1,021	£1,065	£1,047	£1,101	£1,101	£1,195	£1,213	£1,253

- ▶ All roof windows have a lead time of 16 days.
- ▶ Not compatible with twin flashings, sloping and vertical combinations and insulated replacement flashings.
- ▶ Delivery time is in working days from receipt of orders placed before 4pm (UK) and 11.30am (NI).

*Anti-dew coating reduces number of hours external condensation is present.

Benefits of VELUX INTEGRA® electric top-hung roof windows



SPECTACULAR VIEWS
Full 45° opening allows for stunning views in all situations and creates a balcony-like feeling that fills your space with natural daylight.



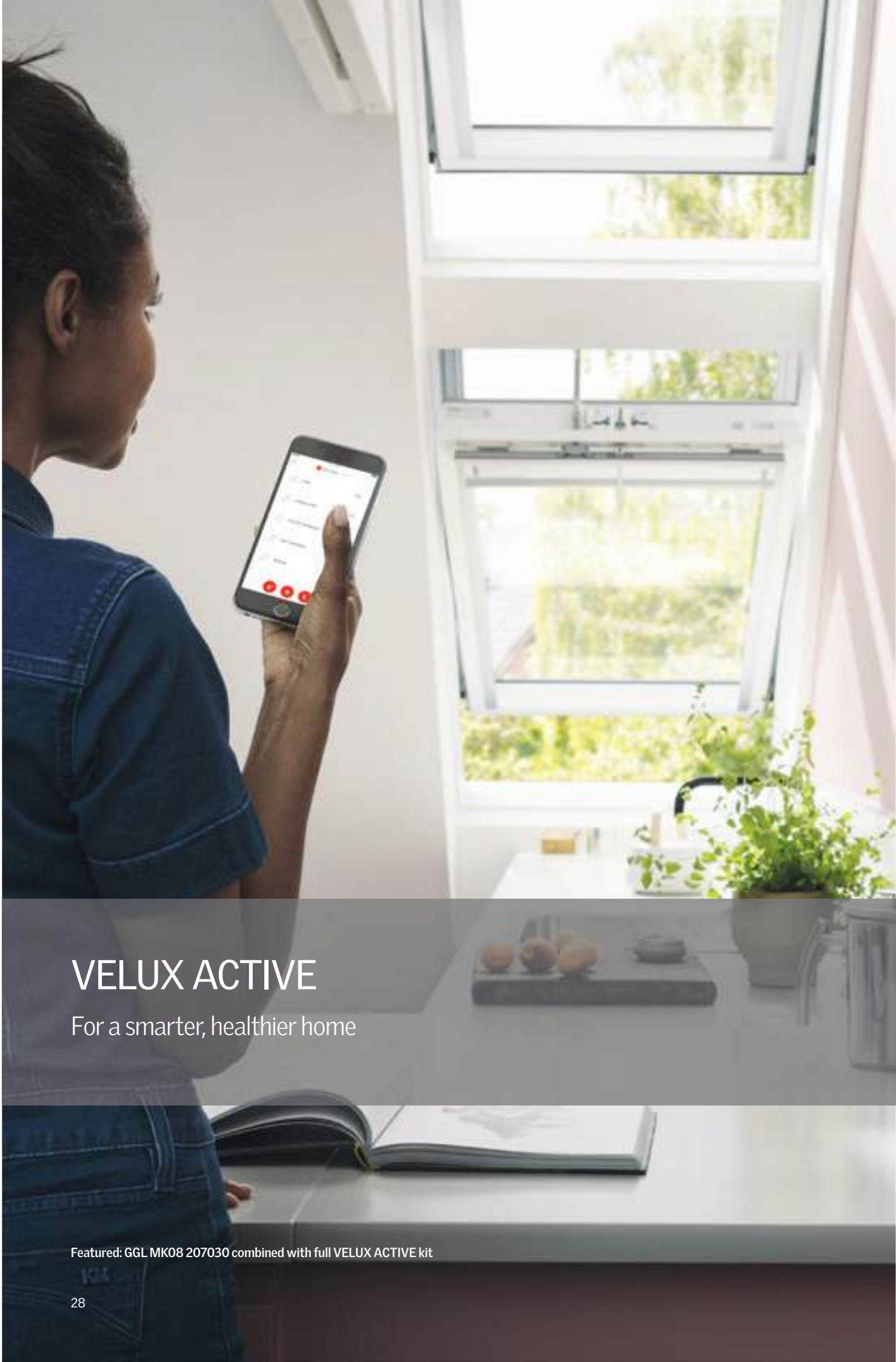
TWO OPERATIONS IN ONE
Enjoy the benefits of two opening options thanks to hybrid functionality, with top-hung operation for unobstructed panoramic views and centre-pivot operation for easy cleaning.



VELUX INTEGRA®
Easily open and close your roof window at the touch of a button with a convenient wall switch. To keep your home dry, our VELUX INTEGRA® roof windows also automatically close in the event of rain.



SMART OPERATION
For a healthier indoor environment, add VELUX ACTIVE with NETATMO for smart sensor-based operation and app-control. Find out more on p28 →



VELUX ACTIVE

For a smarter, healthier home

Featured: GGL MK08 207030 combined with full VELUX ACTIVE kit

VELUX ACTIVE

VELUX ACTIVE works together with your VELUX INTEGRA® electric or solar powered roof windows, blinds and shutters, adjusting them automatically so your family enjoys a healthier indoor climate.

Sensor-based ventilation

Smart sensors monitor temperature, humidity and CO² levels, allowing VELUX ACTIVE to intuitively open and close your VELUX INTEGRA® products.



Safe and secure

Tap the departure switch on your way out of the house to close your VELUX INTEGRA® products. This will leave them in the secured ventilation position – for security and peace of mind.

Control from your smartphone

The VELUX ACTIVE app means you can operate your VELUX INTEGRA® products yourself from anywhere in the world, putting you in complete control.



Voice activation option

Apple HomeKit® compatibility lets you use voice control to operate your VELUX INTEGRA® products for complete convenience.

Easy installation

Designed to be installed quickly and easily by homeowners – if you already have VELUX INTEGRA® products, the VELUX ACTIVE kit comes with everything you need to install the system yourself.

VELUX ACTIVE

Smart sensor-based operation of your VELUX roof windows, blinds and shutters.

with
NETATMO



No need to worry about humidity in your kitchen. VELUX ACTIVE smart sensors will automatically open your roof windows to ventilate your home.

The kit includes:

- **VELUX ACTIVE indoor climate sensor**
- **VELUX ACTIVE departure switch**
- **VELUX ACTIVE gateway**
Interprets the information from the indoor climate sensors and instructs the VELUX INTEGRA® products to open or close.



Additional components:

Extra components can be purchased separately if you have more than one room with VELUX INTEGRA® products, or if you would like a departure switch for each exit door.



VELUX ACTIVE indoor climate sensor KLA 300 EU



VELUX ACTIVE departure switch KLN 300 EU

Discover more at [velux.co.uk/active](https://www.velux.co.uk/active)

Code	Description	Price
VELUX ACTIVE		
KIX 300	VELUX ACTIVE kit	£183.33
Additional components		
KLA 300	VELUX ACTIVE indoor climate sensor	£73.33
KLN 300	VELUX ACTIVE departure switch	£35.83

Say the word: Apple HomeKit® compatibility lets you use voice control to operate your VELUX INTEGRA® products for the ultimate in convenience.



iPhone, iPod and iPad are registered trademarks of Apple Inc. Registered in the US and other countries. HomeKit is a trademark of Apple Inc. Google Play and the Google Play logo are trademarks of Google Inc.

VELUX conservation roof windows

For traditional buildings



When planning dictates that a window of traditional external appearance is required, conservation roof windows should be considered. All of our conservation roof windows have the same technical features of a VELUX roof window but in a traditional black conservation style.

- Available in either centre-pivot or top-hung.
- Black external profiles and glazing bar. In RAL colour 9005.
- Recessed installation for slate and tiled roofs.
- Top-hung roof windows listed below are suitable for emergency escape.
- Other sizes and glazing options available – contact us for further information.



What does a conservation package include?

- Roof window with pre-fitted glazing bar with laminated glazing as standard for safety.
- Recessed flashings available for a more streamlined external appearance.
- Insulation collar and underfelt collar provided for a weathertight and energy efficient installation.

Conservation roof windows

External frame size (nominal w x h) cm

Code	Description	CK04	CK06	FK06	MK06	MK08	UK04
Centre-pivot white painted							
GGL SD5N2 U-value 1.3 W/m²K	GGL 2570 roof window + EDN recessed flashing for slate up to 8mm thick (min 20° roof pitch)	£474	£492	£545	£573	£618	£719
GGL SD5P2 U-value 1.3 W/m²K	GGL 2570 roof window + EDP flashing for plain tiles up to 14mm thick (min 25° roof pitch)	£432	£448	£498	£523	£566	£660
GGL SD5W2 U-value 1.3 W/m²K	GGL 2570 roof window + EDW flashing for tiles up to 120mm in profile (min 15° roof pitch)	£432	£448	£498	£523	£566	£660
GGL SD5J2 U-value 1.3 W/m²K	GGL 2570 roof window + EDJ recessed flashing for tiles up to 90mm in profile (min 20° roof pitch)	£474	£492	£545	£573	£618	£719
Top-hung white painted. For roof pitches of 55°-75°, please specify special springs when ordering.							
GPL SD5N2 U-value 1.3 W/m²K	GPL 2570 roof window + EDN recessed flashing for slate up to 8mm thick (min 20° roof pitch)	-	-	-	-	£750	-
GPL SD5P2 U-value 1.3 W/m²K	GPL 2570 roof window + EDP flashing for plain tiles up to 14mm thick (min 25° roof pitch)	-	-	-	-	£698	-
GPL SD5W2 U-value 1.3 W/m²K	GPL 2570 roof window + EDW flashing for tiles up to 120mm in profile (min 15° roof pitch)	-	-	-	-	£698	-
GPL SD5J2 U-value 1.3 W/m²K	GPL 2570 roof window + EDJ recessed flashing for tiles up to 90mm in profile (min 20° roof pitch)	-	-	-	-	£750	-

- ▶ All roof windows have a delivery time of 2 days.
- ▶ Delivery time is in working days from receipt of orders placed before 4pm (UK) and 11.30am (NI).

Optional glazing bars for standard VELUX roof windows



Depending on where you live, conservation officers will have different requirements. The black finish featured in our conservation roof window packages may not be required in your area.

By adding a glazing bar to a standard VELUX roof window with a grey exterior, you can create a traditional appearance, allowing you to take advantage of all roof window styles and sizes available (except triple glazed roof windows).

Grey glazing bars are also available for standard VELUX roof windows

Recessed flashing



In addition to a glazing bar, you may be asked to install your roof window deeper into the roof than can be achieved with standard installation. To do this you should select a recessed flashing kit, streamlining the roof window so less protrudes above the roofline.

Recessed flashings are also available with insulation and underfelt collars and are recommended for optimum energy efficiency. Our full range of recessed flashings are available as part of our conservation roof window packages.

To create your grey conservation package

- 1 Select your preferred VELUX roof window. This includes white painted, white polyurethane, pine and all operating methods. **P20–27**
- 2 Choose a flashing kit right for your roof pitch and roofing material – we recommend a recessed flashing kit. **P58–59**
- 3 Use VELUX installation products for optimum energy efficiency. **P56–57**
- 4 Add one or more conservation glazing bars of the right size to your roof windows. Remember, to match grey exteriors you should consider adding a grey glazing bar (nearest RAL 7043).

	55 x 78	55 x 98	78 x 98	134 x 98	55 x 118	66 x 118	78 x 118	114 x 118	78 x 140	94 x 140	134 x 140	94 x 160
Optional glazing bars for standard windows	CK02	CK04	MK04	UK04	CK06	FK06	MK06	SK06	MK08	PK08	UK08	PK10
▶ 2 glazing bars recommended for UK04, SK06 & UK08	ZGA WK02 0024 £21	ZGA WK04 0024 £23	ZGA WK06 0024 £26		ZGA WK08 0024 £28		ZGA WK10 0024 £30					

- ▶ Glazing bars are not available for –66 and –62 triple glazing variants.
- ▶ Prices above are for 1 glazing bar only.
- ▶ All glazing bars have a delivery time of 2 days.
- ▶ Delivery time is in working days from receipt of orders placed before 4pm (UK) and 11.30am (NI).

VELUX bundles – Completing your perfect project with ease


A hassle-free project comes down to choosing the right materials and fittings. So it's important to specify everything you need at the outset to get it right first time. To make your life easier, we've selected the optimal products for key projects, shown here as bundles, making it clear and simple when it comes to ordering everything you need.

velux.co.uk/bundles




Loft bundle – perfect for bedrooms


Light is a big consideration in bedrooms. On the one hand you want a bright and airy room, but most people like a darker room for a good night's sleep, so this bundle combines a blackout blind with your choice of roof window.




FLASHING – Marries the roof window to the roofing material. Available for either slate or tile roofs, for roof pitches between 15-90° for centre-pivot and 15-55° for top-hung roof windows.



INSTALLATION PRODUCTS – Ensures a well-insulated and weather-tight installation. The kit features an insulation collar, transverse drainage gutter and underfelt collar.




or




TOP-HUNG WHITE PAINTED ROOF WINDOW – Ideal for when the roof window is in reach, to make the most of your view and to create a feeling of extra space. Includes noise reduction glazing to reduce airborne and rain noise for a restful sleep. **TIP:** Install two or more for a lighter, brighter space.

CENTRE-PIVOT WHITE PAINTED ROOF WINDOW – Ideal for when the roof window is set higher in the roof pitch or above furniture. Includes noise reduction glazing to reduce airborne and rain noise for a restful sleep. **TIP:** Extra roof windows create an airy and brighter room.



or









BLACKOUT BLIND – Fabric offers complete blackout for darkness, ensuring a good night's sleep. Install your blind in minutes with our unique Pick&Click!™ system. Available in 2 colours.

DUO BLACKOUT BLIND – Our duo blind combines blackout and pleated blinds in one. Available in 2 colours. Install your blind in minutes with our unique Pick&Click!™ system.

Choose from:
White
Beige

Choose from:
White
Beige

							
Code	Description	CK04	MK04	MK06	MK08	PK08	SK06
Top-hung roof window							
GPL SD0L11101	Top-hung white painted roof window with noise reduction glazing, insulated flashing for slate and blackout blind in white.	£572	£618	£676	£734	£832	£854
GPL SD0L11102	Top-hung white painted roof window with noise reduction glazing, insulated flashing for slate and blackout blind in beige.	£572	£618	£676	£734	£832	£854
GPL S10L01	Top-hung white painted roof window with noise reduction glazing, insulated flashing for slate and duo blind in white.	£594	£640	£698	£756	£854	£876
GPL S10L02	Top-hung white painted roof window with noise reduction glazing, insulated flashing for slate and duo blind in beige.	£594	£640	£698	£756	£854	£876
GPL SD0W11101	Top-hung white painted roof window with noise reduction glazing, insulated flashing for tiles and blackout blind in white.	£572	£618	£676	£734	£832	£854
GPL SD0W11102	Top-hung white painted roof window with noise reduction glazing, insulated flashing for tiles and blackout blind in beige.	£572	£618	£676	£734	£832	£854
GPL S10W01	Top-hung white painted roof window with noise reduction glazing, insulated flashing for tiles and duo blind in white.	£594	£640	£698	£756	£854	£876
GPL S10W02	Top-hung white painted roof window with noise reduction glazing, insulated flashing for tiles and duo blind in beige.	£594	£640	£698	£756	£854	£876
Centre-pivot roof window							
GGL SD0L11105	Centre-pivot white painted roof window with noise reduction glazing, insulated flashing for slate and blackout blind in white.	£475	£512	£556	£602	£677	£695
GGL SD0L11106	Centre-pivot white painted roof window with noise reduction glazing, insulated flashing for slate and blackout blind in beige.	£475	£512	£556	£602	£677	£695
GGL S10L01	Centre-pivot white painted roof window with noise reduction glazing, insulated flashing for slate and duo blind in white.	£497	£534	£578	£624	£699	£717
GGL S10L02	Centre-pivot white painted roof window with noise reduction glazing, insulated flashing for slate and duo blind in beige.	£497	£534	£578	£624	£699	£717
GGL SD0W11105	Centre-pivot white painted roof window with noise reduction glazing, insulated flashing for tiles and blackout blind in white.	£475	£512	£556	£602	£677	£695
GGL SD0W11106	Centre-pivot white painted roof window with noise reduction glazing, insulated flashing for tiles and blackout blind in beige.	£475	£512	£556	£602	£677	£695
GGL S10W01	Centre-pivot white painted roof window with noise reduction glazing, insulated flashing for tiles and duo blind in white.	£497	£534	£578	£624	£699	£717
GGL S10W02	Centre-pivot white painted roof window with noise reduction glazing, insulated flashing for tiles and duo blind in beige.	£497	£534	£578	£624	£699	£717
All bundles have a delivery time of 2 days. Delivery time is in working days from receipt of orders placed before 4pm (UK) and 11.30am (NI).							

Extension bundle – perfect for kitchens

Kitchens see their fair share of steam and moisture, which is why our kitchen bundle features roof windows made with moisture-resistant white polyurethane. We've put together all of the right VELUX products in our kitchen bundle to make your project simple from start to finish.





FLASHING – Marries the roof window to the roofing material. Suitable for either slate or tile roofs with pitches between 15-90°.



INSTALLATION PRODUCTS – Ensures a well-insulated and weather-tight installation. The kit features an insulation collar, transverse drainage gutter and underfelt collar.



or



VELUX INTEGRA® WHITE POLYURETHANE ROOF WINDOW – Can be operated remotely at the touch of a button to open automatically. **TIP:** Electric roof windows are perfect for out-of-reach areas.

CENTRE-PIVOT WHITE POLYURETHANE ROOF WINDOW – Easy to open and quick to control with the top control bar. Comes with laminated glazing as standard for additional safety.



or









ELECTRIC PLEATED BLIND – This electric blind can be operated at the touch of a button. Ideal for out-of-reach areas.

Choose from:
White
Beige

VENETIAN BLIND – Stylish and made from aluminium for quick and easy cleaning.

Available in:
White

							
Code	Description	CK04	MK04	MK06	MK08	PK08	SK06
VELUX INTEGRA® electric roof window							
GGU SD0L11201	VELUX INTEGRA® electric maintenance-free white polyurethane roof window with insulated flashing for slate and white electric pleated blind.	£818	£860	£913	£966	£1,055	£1,075
GGU SD0L11202	VELUX INTEGRA® electric maintenance-free white polyurethane roof window with insulated flashing for slate and beige electric pleated blind.	£818	£860	£913	£966	£1,055	£1,075
GGU SD0W11201	VELUX INTEGRA® electric maintenance-free white polyurethane roof window with insulated flashing for tiles and white electric pleated blind.	£818	£860	£913	£966	£1,055	£1,075
GGU SD0W11202	VELUX INTEGRA® electric maintenance-free white polyurethane roof window with insulated flashing for tiles and beige electric pleated blind.	£818	£860	£913	£966	£1,055	£1,075
Manual centre-pivot roof window							
GGU SD0L11102	Centre-pivot maintenance-free white polyurethane window with insulated flashing for slate and white venetian blind.	£469	£513	£568	£623	£714	£736
GGU SD0W11102	Centre-pivot maintenance-free white polyurethane window with insulated flashing for tiles and white venetian blind.	£469	£513	£568	£623	£714	£736

- ▶ All bundles have a delivery time of 2 days.
- ▶ Delivery time is in working days from receipt of orders placed before 4pm (UK) and 11.30am (NI).

Extension bundle – perfect for living and dining rooms

It's where you spend quality time, entertaining guests and relaxing, so make sure your living/dining space is a comfortable place to be. Installing several roof windows means you can make the most of the daylight during the day, whilst being able to close blinds at night ensures a cosy space for evenings in.





FLASHING – Marries the roof window to the roofing material. Suitable for either slate or tile roofs with pitches between 15-90°.



INSTALLATION PRODUCTS – Ensures a well-insulated and weather-tight installation. The kit features an insulation collar, transverse drainage gutter and underfelt collar.



or



VELUX INTEGRA® WHITE PAINTED ROOF WINDOW – Can be operated remotely at the touch of a button to open automatically. **TIP:** Make the most of the space by installing several roof windows for a light and airy living space and to increase the wow-factor.

CENTRE-PIVOT WHITE PAINTED ROOF WINDOW – Floods the room with daylight. Easy to open and quick to control with the top control bar. Comes with laminated glazing as standard for additional safety.



or




ELECTRIC PLEATED BLIND – Open and close your blinds at the touch of a button. Ideal for out-of-reach areas.

Choose from:
White
Beige

PLEATED BLIND – Stylish blinds, perfect for roof windows within reach.

Choose from:
White
Beige

							
Code	Description	CK04	MK04	MK06	MK08	PK08	SK06
VELUX INTEGRA® electric roof window							
GGL SD0L11201	VELUX INTEGRA® electric white painted roof window with insulated flashing for slate and white electric pleated blind.	£759	£796	£840	£886	£961	£979
GGL SD0L11202	VELUX INTEGRA® electric white painted roof window with insulated flashing for slate and beige electric pleated blind.	£759	£796	£840	£886	£961	£979
GGL SD0W11201	VELUX INTEGRA® electric white painted roof window with insulated flashing for tiles and white electric pleated blind.	£759	£796	£840	£886	£961	£979
GGL SD0W11202	VELUX INTEGRA® electric white painted roof window with insulated flashing for tiles and beige electric pleated blind.	£759	£796	£840	£886	£961	£979
Manual centre-pivot roof window							
GGL SD0L11103	Centre-pivot white painted roof window with insulated flashing for slate and white pleated blind.	£390	£427	£471	£517	£592	£610
GGL SD0L11104	Centre-pivot white painted roof window with insulated flashing for slate and beige pleated blind.	£390	£427	£471	£517	£592	£610
GGL SD0W11103	Centre-pivot white painted roof window with insulated flashing for tiles and white pleated blind.	£390	£427	£471	£517	£592	£610
GGL SD0W11104	Centre-pivot white painted roof window with insulated flashing for tiles and beige pleated blind.	£390	£427	£471	£517	£592	£610

- ▶ All bundles have a delivery time of 2 days.
- ▶ Delivery time is in working days from receipt of orders placed before 4pm (UK) and 11.30am (NI).



VELUX CABRIO® balcony

Transforms from a roof window into a balcony in seconds

Featured: GDL SK19 SKOW224

VELUX CABRIO® balcony



VELUX BLINDS



Our collection of blinds feature an extensive range of designs and finishes, while our Pick&Click!™ system means they can be fitted in minutes.

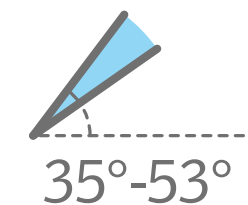
SEE THE FULL RANGE
[VELUXBLINDSDIRECT.CO.UK](https://www.veluxblindsdirect.co.uk) →

The VELUX CABRIO® balcony transforms from a roof window into a balcony in seconds and adds real wow-factor to your property.

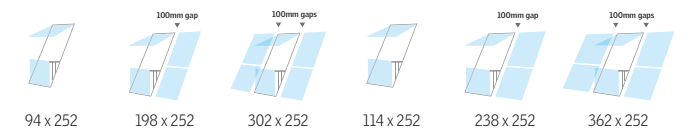
- Top-hung upper section opens out whilst bottom section unfolds into a glazed balcony with side railings.
- Easily combined with additional top-hung and fixed sloping roof windows for more daylight.
- Triple glazing featured as standard, contributing to an energy efficient installation.
- The glazing has a toughened outer and laminated inner pane for additional safety.

Other combinations available – please contact us for further information

Roof pitch



VELUX CABRIO® balcony



External frame size (nominal w x h) cm

Code	Description	PK19	PK19	PK19	SK19	SK19	SK19
Packages include: Single VELUX CABRIO® balcony white painted roof window with optional one or two side units (GPL top-hung and GIL fixed element), triple glazing with toughened outer pane with easy-to-clean and anti-dew* coating and laminated inner pane for additional safety, flashings and EKY support trimmer(s).							
GDL SDOL001 U-value 1.2 W/m²K	VELUX CABRIO® balcony + flashings for slate up to 8mm thick.	£2,158	-	-	£2,278	-	-
GDL SDOW001 U-value 1.2 W/m²K	VELUX CABRIO® balcony + flashings for tiles up to 120mm in profile.	£2,158	-	-	£2,278	-	-
GDL SKOL222 U-value 1.2 W/m²K	VELUX CABRIO® balcony + 1 x GPL & 1 x GIL. Flashings for slate up to 8mm thick.	-	£3,987	-	-	£4,269	-
GDL SKOW224 U-value 1.2 W/m²K	VELUX CABRIO® balcony + 1 x GPL & 1 x GIL. Flashings for tiles up to 120mm in profile.	-	£3,987	-	-	£4,269	-
GDL SKOL322 U-value 1.2 W/m²K	VELUX CABRIO® balcony + 2 x GPL & 2 x GIL. Flashings for slate up to 8mm thick.	-	-	£5,796	-	-	£6,237
GDL SKOW322 U-value 1.2 W/m²K	VELUX CABRIO® balcony + 2 x GPL & 2 x GIL. Flashings for tiles up to 120mm in profile.	-	-	£5,796	-	-	£6,237

- ▶ All roof windows have a delivery time of 7 days.
- ▶ Delivery time is in working days from receipt of orders placed before 4pm (UK) and 11.30am (NI).

*Anti-dew coating reduces number of hours external condensation is present.



VELUX sloping and fixed combinations

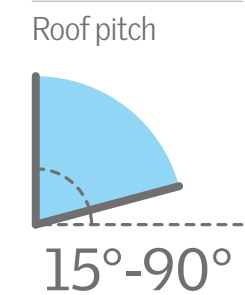
Give your home its own unique character

Featured: GGL PK08 2070 combined with GIL PK34 2070

Sloping and fixed combinations



Multiple VELUX roof windows create gorgeous, light-filled rooms. By combining VELUX roof windows, you can create panoramic views and bring in twice the daylight. If the pitch of your roof continues to the floor, you can extend your VELUX roof window by installing an additional window element, GIU (white polyurethane) or GIL (white painted) below. **These bottom elements have a fixed sash that cannot be opened.**



Finding the right window

Follow the steps below to find the best solution for your room:

1. Decide on your combination.
2. Select your opening roof window(s) in sizes MK04, MK06, MK08, PK08 and PK10 (**priced separately**).
Choose from:
 - Centre-pivot – p20
 - VELUX INTEGRA® – p24
 - Top-hung – p22.
3. Select your bottom fixed element(s) – sizes MK34 or PK34 (other sizes available).*
4. Select the appropriate flashing system for your roof window size and roofing material.

*** Other combinations can be created, contact us for further information.**

Sloped additional elements

External frame size (nominal w x h) cm		78 x 92	94 x 92
Code	Glazing	MK34	PK34
White polyurethane – Fixed			
For a maintenance-free white polyurethane finish additional roof window elements GIU can be installed below VELUX roof windows GGU and GPU.			
GIU 0070 U-value 1.3 W/m²K	Laminated inner, toughened outer pane.	£441	£509
GIU 0060 U-value 1.3 W/m²K	Laminated inner, toughened outer pane. Easy-to-clean coating, enhanced noise reduction.	£526	£594
GIU 0066 U-value 1.0 W/m²K	Triple glazed. Laminated inner, toughened outer pane. Anti-dew* and easy-to-clean coating.	£606	£674
White painted – Fixed			
For a white painted combination additional roof window elements GIL can be installed below VELUX roof windows GGL and GPL.			
GIL 2070 U-value 1.3 W/m²K	Laminated inner, toughened outer pane.	£398	£459
GIL 2060 U-value 1.3 W/m²K	Laminated inner, toughened outer pane. Easy-to-clean coating, enhanced noise reduction.	£483	£544
GIL 2066 U-value 1.0 W/m²K	Triple glazed. Laminated inner, toughened outer pane. Anti-dew* and easy-to-clean coating.	£563	£624

*Anti-dew coating reduces number of hours external condensation is present.

Flashings – single

External frame size (nominal w x h) cm		78 x 190	78 x 210	78 x 232	94 x 232	94 x 252
Code	Description	MK04	MK06	MK08	PK08	PK10
EDL S0121	Single installation for slate up to 8mm thick.	£103	£106	£110	£119	£121
EDW S0121	Single installation for tiles up to 120mm in profile.	£103	£106	£110	£119	£121

- ▶ All roof windows and flashings have a delivery time of 7 days.
- ▶ Delivery time is in working days from receipt of orders placed before 4pm (UK) and 11.30am (NI).



VELUX sloping and vertical combinations

Expand the possibilities for views and daylight

Featured: GPL PK08 2070 combined with VFE PK38 2070

Sloping and vertical combinations



NEW! Our VFA and VFB side-hung vertical elements for tilt-and-turn opening. Comes with opening restrictor for enhanced safety. Arriving Spring 2019.

Finding the right window

Follow the steps to find the best solution for your room:

1. Decide on your combination – single, twin or triple.

2. Select your white polyurethane or white painted roof windows in size MK04, MK06 or MK08 (priced separately).

Choose from:

- Centre-pivot – p20
- VELUX INTEGRA® – p24
- Top-hung – p22.

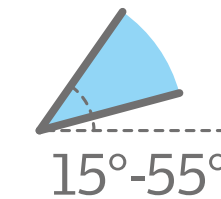
3. Select your bottom vertical element(s) – size MK31 or MK35 (other sizes available).* The white painted vertical element is available as either side-hung or bottom-hung, and opens inwards for added ventilation and cleaning. The white polyurethane element is fixed.

4. Select the appropriate flashing system for your roof window size, combination and roofing material. If selecting twin or triple combinations, we recommend the use of an EBY trimmer for added support and a harmonious internal finish.

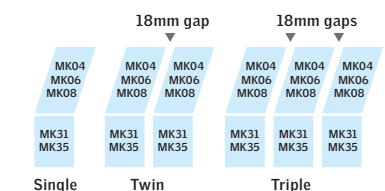
***Other combinations can be created, contact us for further information.**

- ▶ All roof windows, single flashing and trimmers have a delivery time of 7 days except VFE 2060 windows, VFE 2066, and twin and triple flashings which are 16 days and VFA/B which are 26 days.
- ▶ Delivery time is in working days from receipt of orders placed before 4pm (UK) and 11.30am (NI).

Roof pitch



Combine sloping and vertical white polyurethane or white painted roof windows to expand your view and increase daylight. Ideal for one and a half-storey properties.



Vertical elements

External frame size (nominal w x h) cm

Code	Glazing	MK31	MK35
White polyurethane – Fixed			
VIU 0070	Laminated inner, toughened outer pane.	£412	£447
U-value 1.3 W/m²K			
VIU 0060	Laminated inner, toughened outer pane.	£497	£532
U-value 1.3 W/m²K	Easy-to-clean coating, enhanced noise reduction.		
VIU 0066	Triple glazed. Laminated inner, toughened outer pane. Anti-dew* and easy-to-clean coating.	£577	£612
U-value 1.0 W/m²K			
White painted – bottom-hung opening inwards			
VFE 2070	Laminated inner, toughened outer pane.	£412	£447
U-value 1.3 W/m²K			
VFE 2060	Laminated inner, toughened outer pane.	£497	£532
U-value 1.3 W/m²K	Easy-to-clean coating, enhanced noise reduction.		
VFE 2066	Triple glazed. Laminated inner, toughened outer pane. Anti-dew* and easy-to-clean coating.	£577	£612
U-value 1.0 W/m²K			
White painted – tilt-and-turn			
VFA 2070	Left-hung. Laminated inner, toughened outer pane.	-	£447
U-value 1.3 W/m²K			
VFB 2070	Right-hung. Laminated inner, toughened outer pane.	-	£447
U-value 1.3 W/m²K			

*Anti-dew coating reduces number of hours external condensation is present.

Flashings

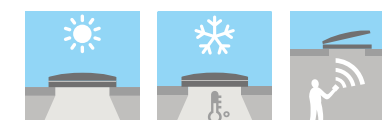
External frame size (nominal w x h) cm

Code	Description	MK04	MK06	MK08
EFL 0012	Single installation, for slate up to 8mm thick.	£120	£126	£135
EFW 0012	Single installation, for tiles up to 120mm in profile.	£120	£126	£135
EFL 0022B	Twin installation, for slate up to 8mm thick.	£241	£253	£269
EFW 0022B	Twin installation, for tiles up to 120mm in profile.	£241	£253	£269
EFL 0032B	Triple installation, for slate up to 8mm thick.	£361	£379	£404
EFW 0032B	Triple installation, for tiles up to 120mm in profile.	£361	£379	£404

Internal trimmer – white

Code	Description			
EBY W10 2100	18mm gap adjustable trimmer (x1 for Twin installation, x2 for Triple installation). White painted.	-	-	£386

VELUX curved glass rooflight



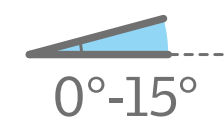
The stylish solution

The VELUX curved glass rooflight is the ideal choice for homeowners with 0-15° roof pitches.

- Elegant solution for externally visible installations.
- Glass-to-edge construction allows for a clear, uninterrupted view.
- Low maintenance due to curved glass allowing rain to run off.
- 3-layer glass construction ensures optimal energy performance.
- Scratch-free glass prolongs the unit's expected lifetime.
- Hassle-free installation in 0-15° roof pitch.



Roof pitch



For
pricing see
p45

VELUX flat roof windows

Performance from every angle

Featured: CVP 100150 0673QV combined with an ISD 100150 1093

VELUX flat glass rooflight



VELUX flat glass rooflights are a stylish addition to our flat roof window range featuring an attractive eye-catching glass pane.

Convenience and high performance

As well as an innovative design, the flat glass rooflight features all of the outstanding specifications you'd expect from VELUX.

- It comprises a maintenance-free PVC framework and lacquered aluminium cladding.
- Highly energy efficient, our high-performance insulation is integrated into the frame to give the best possible protection against heat loss.



Fixed rooflight

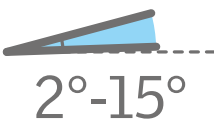
The VELUX fixed flat glass rooflight can transform any space and is ideal where there is a need for bringing in daylight without ventilation. The double glazed unit has a laminated inner pane for additional safety.




Electrically operated rooflight

The VELUX vented flat glass rooflight provides ventilation and fresh air through the roof, and it can be operated automatically with the VELUX INTEGRA® wall switch.

Roof pitch



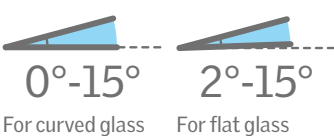
Special consideration for applications below roof pitch 5°:
If installed below 5°, there is an increased risk of water, dirt and debris standing on the glass, which in some cases, can cause slight discoloration of the glass over time. Installation of flat glass below 5° does not affect the lifetime and quality of the product compared to installation at 5°.



VELUX curved and flat glass rooflight

Options and pricing

Roof pitch



1. CHOOSE YOUR TOP COVER



CURVED GLASS (ISD 1093)

- Curved glazing and glass-to-edge design ensure uninterrupted drainage.
- Curved shape ensures a clearer view to the sky.
- Up to 6mm scratch-free glazing.
- Installation in 0-15° roof pitch.
- Recommended option for visible installations.

or



FLAT GLASS (ISD 2093)

- Flat glass design fits the roof line.
- 4mm scratch-free glazing.
- Installation in 2-15° roof pitch.

2. NOW CHOOSE A BASE UNIT



ELECTRICALLY OPERATED BASE UNIT (CVP)

- High-insulated PVC sash construction.
- 2-layer low-energy pane.
- Laminated pane on the inside.
- Openable construction.
- VELUX INTEGRA® convenient operation.
- Integrated rain sensor for automatic closing during rain.

or



FIXED BASE UNIT (CFP)

- High-insulated PVC sash construction.
- 2-layer low-energy pane.
- Laminated pane on the inside.

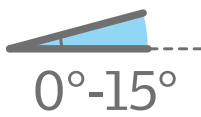
Curved and flat glass rooflight

External frame size including kerb (nominal w x h) cm		78 x 78	78 x 108	98 x 98	108 x 108	118 x 118	108 x 138	138 x 138	118 x 168
Structural openings (nominal w x h) cm		60 x 60	60 x 90	80 x 80	90 x 90	100 x 100	90 x 120	120 x 120	100 x 150
Code	Description	060060	060090	080080	090090	100100	090120	120120	100150
CHOOSE A TOP COVER									
ISD 1093	Curved glass top cover.	£392	£420	£442	£508	£552	£585	£718	£729
ISD 2093	Flat glass top cover.	£306	£328	£345	£397	£431	£457	£561	£569
NOW CHOOSE A BASE, EITHER FIXED OR VELUX INTEGRA®									
Fixed									
CFP 0073QV	Fixed flat roof window base with double glazed insulating glass unit featuring laminated inner pane for safety.	£283	£302	£318	£366	£398	£422	£486	£509
VELUX INTEGRA®									
CVP 0673QV	Electrically operated flat roof window base with double glazed insulating glass unit featuring laminated inner pane for safety.	£683	£702	£718	£766	£798	£822	£886	£909
Accessories									
ZCE 0015	Extension kerb 150mm (for warm roof installations only).	£150	£157	£161	£177	£192	£196	£217	£219
ZZZ 210	Frame fixing kit for roof material.	£34	£36	£37	£41	£44	£45	£50	£50
▶ All roof windows have a delivery time of 2 days. ▶ Delivery time is in working days from receipt of orders placed before 4pm (UK) and 11.30am (NI).									


VELUX flat roof domes

Options and pricing

Roof pitch



1. CHOOSE YOUR DOME



CLEAR DOME

- Clear view to the outside.
- Provides maximum daylight.
- Scratch resistant.

or



OPAQUE DOME

- Hazed transparency for full privacy.
- Provides good levels of daylight.
- Scratch resistant.

2. NOW CHOOSE A BASE UNIT



ELECTRICALLY VENTED BASE UNIT (CVP)

- High-insulated PVC sash construction.
- 2-layer low-energy pane.
- Laminated pane on the inside.
- Openable construction.
- VELUX INTEGRA® convenient operation.
- Integrated rain sensor for automatic closing during rain.

or



FIXED BASE UNIT (CFP)

- High-insulated PVC sash construction.
- 2-layer low-energy pane.
- Laminated pane.

Flat roof domes

External frame size including kerb (nominal w x h) cm
Structural openings (nominal w x h) cm

Code	Description	060060	060090	080080	090090	100100	090120	120120	100150	150150
CHOOSE A TOP COVER										
ISD 0010	Clear polycarbonate dome.	£187	£200	£210	£242	£263	£279	£342	£347	£473
ISD 0110	Opaque polycarbonate dome.	£187	£200	£210	£242	£263	£279	£342	£347	£473
NOW CHOOSE A BASE, EITHER FIXED OR VELUX INTEGRA®										
Fixed										
CFP 0073QV	Fixed flat roof window base with double-glazed insulating glass unit featuring laminated inner pane for safety.	£283	£302	£318	£366	£398	£422	£486	£509	£641
VELUX INTEGRA®										
CVP 0673QV	Electrically operated flat roof window base with double-glazed insulating glass unit featuring laminated inner pane for safety.	£683	£702	£718	£766	£798	£822	£886	£909	£1,041
Accessories										
ZCE 0015	Extension kerb 150mm (for warm roof installations only).	£150	£157	£161	£177	£192	£196	£217	£219	£253
ZZZ 210	Frame fixing kit for roof material.	£34	£36	£37	£41	£44	£45	£50	£50	£58

- ▶ All roof windows have a delivery time of 2 days.
- ▶ Delivery time is in working days from receipt of orders placed before 4pm (UK) and 11.30am (NI).

VELUX flat roof domes – access and emergency escape

Options and pricing

- Manually operated flat roof exit solution.
- Double-glazed roof window with polycarbonate cover.
- Opening angle of approximately 60°.
- Clear or obscure polycarbonate cover.
- Excellent insulating value and sound reduction.
- Note: this product is not compatible with VELUX flat roof blinds FMG, FMK and MSG.

Access and emergency escape

External frame size including kerb (nominal w x h) cm
Structural openings (nominal w x h) cm

Code	Description	100100	090120	120120
Top cover				
ISD 0010	Clear polycarbonate dome.	£263	£279	£342
ISD 0110	Opaque polycarbonate dome.	£263	£279	£342
Access and emergency escape				
CXP 0473Q	Manually operated flat roof window base for access or escape with double-glazed insulating glass unit featuring laminated inner pane for safety. Compatible with polycarbonate dome top covers only.	£796	£844	£971

- ▶ All roof windows have a delivery time of 2 days.
- ▶ Delivery time is in working days from receipt of orders placed before 4pm (UK) and 11.30am (NI).

VELUX flat roof kerb

All the benefits of a VELUX roof window in a flat roof

- Insulated timber kerb to allow the installation of a standard VELUX roof window into a flat roof.
- Select the insulated timber kerb to match the size of your roof window.
- Allows you the flexibility to select the most appropriate type of roof window for your application such as white polyurethane finish or VELUX INTEGRA®.
- Roofing material is dressed up the sides of the kerb, then overlapped with the aluminium cover parts.
- Refer to p20-31 for info on roof windows.
- **Roof window not included.**



Flat roof kerb


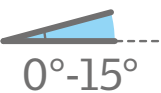
External window frame size (nominal w x h) cm
Structural openings (nominal w x h) cm

Code	Description	CK02	CK04	MK04	MK06	MK08	SK06	UK08
ECX 0000T	Insulated timber kerb for installation of VELUX roof window into flat roof (kerb only).	£262	£268	£301	£316	£359	£373	£427

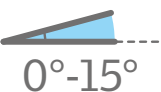
- ▶ All roof windows and flat roof kerbs have a delivery time of 2 days.
- ▶ Delivery time is in working days from receipt of orders placed before 4pm (UK) and 11.30am (NI).



Roof pitch



Roof pitch





VELUX Modular Skylights

Open up your home to more natural light

Featured: VELUX Modular Skylights (5 x longlight modules, comprising 3 x fixed and 2 x vented).

VELUX Modular Skylights

Open up larger roof expanses



Roof pitch



Prices from
£1,455 ex VAT.
For more details, call
01592 778 941
or contact
vmsdomestic@
velux.co.uk

For further inspiration visit
velux.co.uk/vmsdomestic

Why VELUX Modular Skylights?

VELUX Modular Skylights are specially designed to bring more natural light into modern, flat roof homes and extensions. Modularity allows you to design with daylight over larger roof expanses, with an end result that blends more with the surroundings.

Unique design

VELUX Modular Skylights offer a slim profile design, which is great for modern homes that need to make the most of the daylight. Electrics and motors within vented modules are concealed, creating a simple and refined look, inside and out.



Light up the rooms in your home

The kitchen is the heart of the home, and the range of activities we enjoy there means that the lighting must meet everyone's needs, whilst also keeping the room looking good, morning, noon and night.

With VELUX Modular Skylights, the light enters directly from above, right into the centre of your room. This is a much stronger source of illumination than limited light coming from your vertical windows.



VELUX sun tunnels

Natural daylight for windowless areas

Featured: TWR OK14 2010

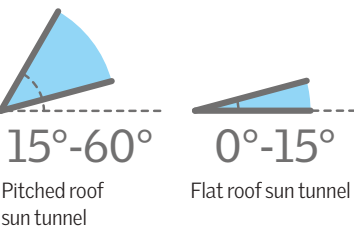
VELUX sun tunnels

Natural daylight where you never thought it could be achieved. Ideal for windowless bathrooms, hallways and cupboards.

Rigid sun tunnels for pitched roof

- Rigid tunnels are recommended for maximum daylight.
- Recommended tunnel length 0.9-6m.
- 1.7m tunnel supplied (ZTR extensions are available).
- Available in 10 and 14 inch.

Roof pitch



With



Without



Flexible sun tunnels for pitched roof

- Flexible sun tunnels should be used where a rigid tunnel is not suitable.
- Recommended tunnel length 1.5m.
- 2m tunnel supplied.



Flat roof sun tunnels

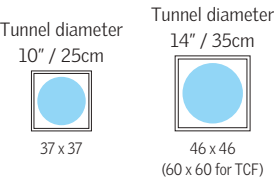
- Available in rigid and flexible.
- Supplied with PVC kerb and polycarbonate dome.
- Recommended tunnel length 0.2 – 0.9m.
- 0.9m tunnel supplied.

Sun tunnels

External frame size (nominal w x h) cm

Code	Description	10"	14"
Rigid sun tunnels			
TWR OK10 2010	10" diameter rigid tunnel for tiles up to 120mm in profile.	£287	-
TLR OK10 2010	10" diameter rigid tunnel for slate up to 8mm thick.	£287	-
TWR OK14 2010	14" diameter rigid tunnel for tiles up to 120mm in profile.	-	£330
TLR OK14 2010	14" diameter rigid tunnel for slate up to 8mm thick.	-	£330
Flexible sun tunnels			
TWF OK14 2010	14" diameter flexible tunnel for tiles up to 120mm in profile.	-	£287
TLF OK14 2010	14" diameter flexible tunnel for slate up to 8mm thick.	-	£287
Flat roof sun tunnels			
TCF OK14 1010	14" diameter flat roof flexible tunnel with polycarbonate cover.	-	£347
Accessories			
ZTR OK10 0062	600mm extension section for 10" rigid diameter sun tunnel.	£61	-
ZTR OK14 0062	600mm extension section for 14" rigid diameter sun tunnel.	-	£61
ZTR OK14 0124	1,200mm extension section for 14" rigid diameter sun tunnel.	-	£118
ZTL 014	Low-energy light kit for 10" and 14", fits inside tunnel, requires mains connection. Bulb supplied.	-	£79

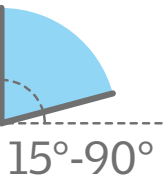
- ▶ All sun tunnels and accessories have a delivery time of 2 days.
- ▶ Delivery time is in working days from receipt of orders placed before 4pm (UK) and 11.30am (NI).



Smoke ventilation system



Roof pitch



Available for 1m² (SK06 size) or 1.5m² (UK08 size) of smoke-free ventilation area.

- Maintenance-free, white polyurethane, centre-pivot roof window.
- For geometric smoke ventilation, our systems are tested and certified to EN ISO 12101-2 for roof pitches between 15-90°.
- For aerodynamic smoke ventilation, our systems are tested and certified to EN ISO 12101-2 for roof pitches between 15-60°.
- Comes with laminated inner pane for additional safety.
- System can be upgraded to comply with aerodynamic smoke ventilation requirements by the inclusion of the optional KFD external wind deflector.
- Other sizes available, contact us for further information.

Smoke ventilation system

External frame size (nominal w x h) cm

	114 x 118	134 x 140
Code	SK06	UK08
Description		

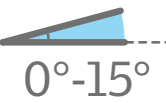
Packages include: Single electrically operated GGU white polyurethane roof window with laminated inner pane for additional safety, 1 smoke sensor, 1 break glass point, 1 wall control (KFX 210) and suitable flashing. Additional smoke sensors and break glass units can be purchased separately.

GGU SD0L140 U-value 1.3 W/m²K	GGU 0070 roof window + flashings for slate up to 8mm thick.	£1,650	£1,747
GGU SD0W140 U-value 1.3 W/m²K	GGU 0070 roof window + flashings for tiles up to 120mm in profile.	£1,650	£1,747
KFD 0000	Wind deflector (for compliance to aerodynamic smoke ventilation requirements).	£491	£553

- ▶ All smoke ventilation products have a delivery time of 2 days except KFD 0000 which are 7 days.
- ▶ Delivery time is in working days from receipt of orders placed before 4pm (UK) and 11.30am (NI).



Roof pitch



When ordering your flat roof window, please ensure you order a base unit (CSP) and compatible dome

Flat roof smoke ventilation

External frame size (nominal w x h) cm

	118 x 118	138 x 138
Structural opening size (nominal w x h) cm	100 x 100	120 x 120
Code	100100	120120
Description		

CSP 1073Q	Smoke vent base. Compatible with polycarbonate dome top covers only.	£1,592	£1,942
ISD 0010	Clear polycarbonate dome.	£263	£342
ISD 0110	Obscure polycarbonate dome.	£263	£342
Accessories			
KFC 210	Control system for operation of 4 pitched roof windows or 1 flat roof window.	-	£611
KFC 220	Control system for operation of 8 pitched roof windows or 2 flat roof windows.	-	£791
KFA 100	Smoke sensor.	-	£75
KFK 100	Break glass unit.	-	£74

- ▶ All roof windows have a delivery time of 2 days.
- ▶ Delivery time is in working days from receipt of orders placed before 4pm (UK) and 11.30am (NI).

Flat roof smoke ventilation system

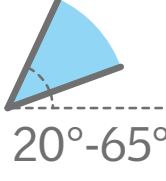
Innovative solution for a flat roof where smoke ventilation is required. Available for 0.88m² (100x100cm) or 1.30m² (120x120cm) of smoke-free ventilation area.

- Double-glazed window with protective polycarbonate cover.
- AA fire rated.
- Tested and certified to EN ISO 12101-2.
- Smoke sensors, control systems and break glass units to be purchased separately.

Rooflights for uninhabited spaces



Roof pitch



Rooflights

- Frame and integrated flashing made of maintenance-free polyurethane.
- Operated using a handle with three ventilation positions.
- Extruded aluminium sash which can be hinged on both sides, opening to an angle of 90°.
- Opening restrictor that engages at 90° only.
- Black internal and external finish.



Uninhabited spaces

Our rooflights are designed in such a way that you have the opportunity to bring light into uninhabited spaces. It is not advisable to use these rooflights in habitable rooms due to their thermal performance.

Rooflights for uninhabited spaces

External frame size (nominal w x h) cm

	54 x 83	46 x 61
Code		
Description		

GVT 103 0059Z U-value 3.1 W/m²K	Side-hung outward-opening rooflight.	£192	-
GVK 0000Z U-value 5.1 W/m²K	Side-hung outward-opening rooflight.	-	£141

- ▶ All rooflights have a delivery time of 7 days.
- ▶ Delivery time is in working days from receipt of orders placed before 4pm (UK) and 11.30am (NI).

Replacing existing roof windows

It's time for a change. Let in more daylight, create more comfort and increase energy efficiency.



Featured: VELUX white painted top-hung roof window (GPL MK06 2070)

Think bigger

Replacing a roof window, or even making it slightly bigger can bring so much more light into your space.

We've provided the same range of roof window sizes for the last 40 years, so it's usually very easy to find a direct size match.

- Minimal disruption as roof windows are replaced in the existing aperture.
- Replacement installation can typically be finished in a day.
- Work can usually be carried out from the inside.

Always improving

We continuously work towards improving our products and energy efficiency.

- Improved thermal performance and sound reduction for greater comfort.
- Larger glazing areas allowing more daylight in.
- Upgrade to a white finish or VELUX INTEGRA® electric or solar remote operation.

Save time and money with VELUX replacement flashings

EL and EW single replacement flashings are essential for replacing older VELUX roof windows manufactured before April 2001 with a current roof window while maintaining the original installation level of the roof window.

This allows old roof windows to be replaced without disturbing the interior finish of the room, saving you a lot of work. If you were to use a standard flashing you would need to re-do the internal lining around the roof window.

Replacement roof window flashings													
Code	Description	CK01	CK02	CK04	MK04	FK06	MK06	MK08	UK04	PK08	SK06	PK10	UK08
For replacing single roof windows installed before April 2001. (Window size to be replaced shown in brackets.)													
EL 6000	For slate up to 8mm thick. Includes insulation collar.	(101)	(102)	(6)	(304)	(206)	(306)	(308)	(804)	(408)	(606)	(410)	(808)
EW 6000	For tiles up to 120mm thick. Includes insulation collar.	(9)			(1)		(14)	(2)	(7)		(4)	(3)	(8)
EL 0000	For slate up to 8mm thick.	£90	£91	£94	£105	£105	£109	£116	£132	£126	£127	£131	£142
EW 0000	For tiles up to 120mm thick.	£90	£91	£94	£105	£105	£109	£116	£132	£126	£127	£131	£142
ELX 0000	Adaptor flashing for combinations. Also for use in conjunction with EDL & EDW.	£61	£61	£63	£71	£71	£74	£79	£93	£88	£88	£91	£100
EW 0000	For tiles up to 120mm thick.	£61	£61	£63	£71	£71	£74	£79	£93	£88	£88	£91	£100
ELX 0000	Adaptor flashing for combinations. Also for use in conjunction with EDL & EDW.	£77	£77	£78	£88	£88	£92	£99	£116	£110	£109	£114	£125

► EL 0000 and EW 0000 have a delivery time of 2 days.
► All other replacement flashings have a delivery time of 7 days.
► Delivery time is in working days from receipt of orders placed before 4pm (UK) and 11.30am (NI).

Upgrading existing roof windows

Improve the functionality of existing roof windows with automated solar operation.



Upgrade manual roof windows to VELUX INTEGRA® solar powered operation.

Opening operation

SOLAR POWERED

- All the same features as VELUX INTEGRA® (page 24) electric roof windows, but powered by the sun.
- PV solar cell on external window frame requires direct exposure to sunlight.
- No need to plug into a power supply, making installation even quicker, easier and no need for redecoration.



For a smarter, healthier home

Find out more on page 28 and watch the film at velux.co.uk/active

Upgrading glazing

Advances in pane technology allow the upgrading of existing glazing units to provide better heat and sound insulation properties.

All panes are AA fire rated.



Turn your dream of a nice, peaceful sleep into a reality, reduce traffic noise in your home and increase energy efficiency, simply with an upgrade to your glazing.

For roof windows manufactured before April 2001 contact our customer support team at 01592 778 225 to enquire.

For roof windows manufactured after April 2001													
Code	Glazing	C02	C04	C06	M04	F06	M06	M08	U04	P08	S06	P10	U08
IPL 0034	Obscure laminated inner, toughened outer pane.	£102	£105	-	£116	-	-	£146	-	-	£172	-	-
U-value 1.1 W/m²K													
IPL 0073	Laminated inner, toughened outer pane.	£77	£79	£84	£88	£95	£102	£111	£128	£157	£130	£158	£199
U-value 1.1 W/m²K													
IPL 0060	Laminated inner, toughened outer pane. Easy-to-clean coating, enhanced noise reduction.	£130	£133	-	£148	£160	£171	£186	£216	£263	£219	£266	£334
U-value 1.0 W/m²K													

For roof windows manufactured after February 2014													
Code	Glazing	CK02	CK04	CK06	MK04	FK06	MK06	MK08	UK04	PK08	SK06	PK10	UK08
IPL 0034	Obscure laminated inner, toughened outer pane.	£102	£105	£112	£116	£125	£135	£146	£170	£207	£172	£209	£263
U-value 1.1 W/m²K													
IPL 0070	Laminated inner, toughened outer pane.	£77	£79	£84	£88	£95	£102	£111	£128	£157	£130	£158	£199
U-value 1.1 W/m²K													
IPL 0060	Laminated inner, toughened outer pane. Easy-to-clean coating, enhanced noise reduction.	£130	£133	£142	£148	£160	£171	£186	£216	£263	£219	£266	£334
U-value 1.0 W/m²K													

► Delivery time is in working days from receipt of orders placed before 4pm (UK) and 11.30am (NI).
► All replacement roof window panes have a delivery time of 7 days, except IPL 0034 manufactured after April 2001 which is 10 days.

Installation products

Building regulations relating to insulation and air-tightness of roof window installations have become more stringent. We have not only developed a range of installation products to help make it quick and easy for you to be compliant, but the range also offers increased energy efficiency and a safe installation.



Vapour barrier – BBX

- Helps prevent condensation from forming in the roof construction.
- Complete vapour barrier collar, fully welded in all corners.
- A fully welded rubber gasket with a double pressure seal guarantees speedy installation and a vapour and air tight solution.
- Reinforced corners for extra security against perforation.
- VELUX installation tool helps fit the collar in a matter of minutes.



Insulation collar – BDX

- Insulates around the roof window frame, reducing heat loss and eliminating cold bridges.
- Makes insulating and installing the roof window a simple process.
- Supplied with BFX underfelt collar.
- Made to all standard roof window sizes.
- Click fittings ensure fast and accurate assembly.



Roof window

- The performance of your selected VELUX roof window is optimised by the use of installation products.
- All VELUX roof windows are compatible with VELUX installation products.
- Simply select your desired size, style and glazing option.



Underfelt collar – BFX

- Ensures a weather-tight seal between the roof window and the roof.
- Can also be purchased separately from the insulation collar (BDX).
- Pleated material ensures a flexible and tight seal to the underfelt of the roof, whatever its construction.
- Made from diffusion open material to minimise risk of condensation.
- Comes with transverse drainage gutter to lead water away from the head of the roof window if a tile or slate is broken above the window.
- Welded corners ensure a watertight and simple installation.



Flashing

- Marries the roof window to the roofing material and ensures a weather-tight seal.
- Standard VELUX flashings are compatible with VELUX installation products.


For use of installation products with recessed flashings, see packages on page 59.

Installation products

External frame size (nominal w x h) cm

Code	Description	CK02	CK04	CK06	MK04	FK06	MK06	MK08	UK04	PK08	SK06	PK10	UK08
BBX 0000	Vapour barrier.	£22	£23	£24	£24	£24	£25	£27	£28	£28	£28	£29	£30
BDX 2000	Insulation collar for EDL / EDW / EDP (also includes BFX underfelt collar).	£30	£31	£33	£34	£34	£35	£37	£39	£38	£39	£40	£42
BDX 2011	Insulation collar for EBL / EBW / EBP twin installations (18mm gap).	£61	£63	£65	£68	£68	£71	£74	£78	£77	£78	£80	£84
BDX 2011E	Insulation collar for EKL / EKW and EKP coupled installations (100mm gap).	£61	£63	£65	£68	£68	£71	£74	£78	£77	£78	£80	£84
BFX 1000	Underfelt collar and transverse drainage gutter.	£21	£22	£23	£23	£23	£24	£26	£27	£27	£27	£28	£29


- ▶ All installation products have a delivery time of 2 days.
- ▶ Delivery time is in working days from receipt of orders placed before 4pm (UK) and 11.30am (NI).



For hassle-free
installation
solutions, take a
look at our bundles
p32-35

Flashings

We provide a range of flashing options to suit your roofing material.
The information below will help you to select the most appropriate flashings for your installation.



This image is for illustration purposes only. Colour not a true representation.

Opening sizes depend on the flashings used. Instructions available online

Compatibility

To find out more about the compatibility of roofing materials, flashings and different installations (such as thatch and interlocking slate tile), please go to velux.co.uk/flashings

EDN / EKN



- Recessed flashings for installing roof windows into slate up to 8mm thick.
- EDN 2000 Includes BDX 2000F insulation package as standard.
- Not for interlocking slate.

EDJ / EKJ



- Recessed flashings for installing roof windows into flat or profiled roofing material up to 90mm in profile.
- EDJ 2000 Includes BDX 2000F insulation package as standard.

EDL / EBL / EKL



- Flashings for installing roof windows into slate up to 8mm thick.
- Not for interlocking slate. See EDW for details.

EDW / EBW / EKW



- Flashings for installing roof windows into flat or profiled roofing material up to 120mm in profile.
- Also for interlocking slate, thatch and profiled sheeting.
- Our EDW flashing suits virtually every installation and supersedes EDZ as our standard tile flashing.

EDP / EBP / EKP



- Flashings for installing roof windows into plain tiles (max length 300mm).
- Maximum thickness of 14mm.

EDN, EDJ, EDL and EDW 2000 variants come with installation products included

Recessed and standard flashings



Featured: EDJ recessed tile installation.



Featured: EDW standard tile installation.

Recessed flashings

Recessed flashings provide a sleek and streamlined finish as the roof window is installed deeper into the roof structure (see image above), meaning that less of the roof window protrudes above the roofline. We recommend BDX insulation collar and BFX underfelt collar, included in EDN and EDJ 2000, for optimum energy efficiency.

Recessed installation height – install the brackets at the sides of the roof window frame, at the blue line level.

Standard roof window flashings

We provide a range of flashing options to suit your roofing material. The table below will help you to select the most appropriate flashings.

Standard installation height – install the brackets at the top and the bottom of the window frame, at the red line level.

Recessed flashings

External frame size (nominal w x h) cm		55 x 78	55 x 98	55 x 118	78 x 98	66 x 118	78 x 118	78 x 140	134 x 98	94 x 140	114 x 118	94 x 160	134 x 140
Code	Description	CK02	CK04	CK06	MK04	FK06	MK06	MK08	UK04	PK08	SK06	PK10	UK08
Recessed flashings including installation products (BDX 2000F)													
EDN 2000	For recessed installation in slate up to 8mm thick. Roof pitch 20°-90°.	£115	£119	£129	£132	£132	£139	£146	£165	£159	£159	£165	£179
EDJ 2000	For recessed installation in tiles up to 90mm in profile. Roof pitch 20°-90°.	£115	£119	£124	£132	£132	£139	£146	£165	£159	£159	£165	£179
Recessed flashings not including installation products													
EDN 0000	For recessed installation in slate up to 8mm thick. Roof pitch 20°-90°.	£73	£75	£78	£84	£84	£89	£94	£111	£105	£105	£109	£120
EDJ 0000	For recessed installation in tiles up to 90mm in profile. Roof pitch 20°-90°.	£73	£75	£78	£84	£84	£89	£94	£111	£105	£105	£109	£120

Standard flashings

Code	Description	CK02	CK04	CK06	MK04	FK06	MK06	MK08	UK04	PK08	SK06	PK10	UK08
Standard flashings including installation products (BDX 2000)													
EDL 2000	For slate up to 8mm thick. Roof pitch 15°-90°.	£80	£82	£86	£91	£91	£95	£101	£115	£110	£110	£114	£124
EDW 2000	For tiles up to 120mm in profile. Roof pitch 15°-90°.	£80	£82	£86	£91	£91	£95	£101	£115	£110	£110	£114	£124
Standard flashings not including installation products													
EDL 0000	For slate up to 8mm thick. Roof pitch 15°-90°.	£54	£55	£58	£62	£62	£65	£69	£82	£78	£77	£80	£88
EDW 0000	For tiles up to 120mm in profile. Roof pitch 15°-90°.	£54	£55	£58	£62	£62	£65	£69	£82	£78	£77	£80	£88
EDP 0000	For plain tiles up to 14mm thick. Roof pitch 25°-90°.	£54	£55	£58	£62	£62	£65	£69	£82	£78	£77	£80	£88

- ▶ All flashings have a delivery time of 2 days.
- ▶ Delivery time is in working days from receipt of orders placed before 4pm (UK) and 11.30am (NI).
- ▶ Flashing colour NCS: S 7500-N. (Nearest RAL: 7043). Flashings also available in titanium zinc, copper and a wide range of colours to match the roof window finish. See twin and combination flashings on page 60.

Twin and combination flashings

Opening sizes
depend on the
flashings used.
Instructions
available online



TWIN 18MM GAP



COUPLED 100MM GAP



DUO 100MM GAP



TRIPLE 100MM GAP




QUATTRO 100MM GAP

Twin and combination flashings		55 x 78	55 x 98	55 x 118	78 x 98	66 x 118	78 x 118	78 x 140	134 x 98	94 x 140	114 x 118	94 x 160	134 x 140
Code	Description	CK02	CK04	CK06	MK04	FK06	MK06	MK08	UK04	PK08	SK06	PK10	UK08
EKN S0021E Coupled Recessed	Side by side with 100mm gap for slate up to 8mm thick.	£202	£208	£216	£234	£234	£244	£262	£308	£292	£290	£300	£332
EKJ S0021E Coupled Recessed	Side by side with 100mm gap for tiles with max. profile 90mm.	£202	£208	£216	£234	£234	£244	£262	£308	£292	£290	£300	£332
Code	Description	CK02	CK04	CK06	MK04	FK06	MK06	MK08	UK04	PK08	SK06	PK10	UK08
EBL 0021B Twin	Side by side with 18mm gap for slate up to 8mm thick.	£135	£138	£144	£155	£155	£163	£174	£205	£194	£192	£200	£220
EBW 0021B Twin	Side by side with 18mm gap for tiles with a max. profile 120mm.	£135	£138	£144	£155	£155	£163	£174	£205	£194	£192	£200	£220
EBP 0021B Twin	Side by side with 18mm gap for plain tiles up to 14mm thick.	£135	£138	£144	£155	£155	£163	£174	£205	£194	£192	£200	£220
EBL 0021C Twin	Side by side with 50mm gap for slate up to 8mm thick.	£135	£138	£144	-	-	-	-	-	-	-	-	-
EBW 0021C Twin	Side by side with 50mm gap for tiles with a max. profile 120mm.	£135	£138	£144	£155	£155	£163	£174	-	£194	£192	£200	£220
EKL 0021E Coupled	Side by side with 100mm gap for slate up to 8mm thick.	£124	£127	£133	£143	£143	£150	£160	£188	£178	£177	£184	£202
EKW 0021E Coupled	Side by side with 100mm gap for tiles with a max. profile 120mm.	£124	£127	£133	£143	£143	£150	£160	£188	£178	£177	£184	£202
EKP 0021E Coupled	Side by side with 100mm gap for plain tiles up to 14mm thick.	£124	£127	£133	£143	£143	£150	£160	£188	£178	£177	£184	£202
EKL S0122 Duo	Above/below with 100mm gap for slate up to 8mm thick.	£135	£137	£144	£155	£155	£162	£173	£204	£194	£192	£200	£220
EKW S0122 Duo	Above/below with 100mm gap for tiles with a max. profile 120mm.	£135	£137	£144	£155	£155	£162	£173	£204	£194	£192	£200	£220
EKL S0312 Triple	Side by side with 100mm gap for slate up to 8mm thick.	£186	£190	£199	£214	£214	£225	£240	£282	£267	£265	£276	£303
EKW S0312 Triple	Side by side with 100mm gap for tiles with a max. profile 120mm.	£186	£190	£199	£214	£214	£225	£240	£282	£267	£265	£276	£303
EKL S0222 Quattro	Group of 4 with 100mm gap for slate up to 8mm thick.	£286	£291	£305	£329	£329	£344	£368	£432	£410	£407	£424	£466
EKW S0222 Quattro	Group of 4 with 100mm gap for tiles with a max. profile 120mm.	£286	£291	£305	£329	£329	£344	£368	£432	£410	£407	£424	£466

- ▶ Delivery time for all coupled flashings is 2 days except coupled recessed flashings which are 7 days. All other flashings have a delivery time of 7 days except EBP 0021B which is 11 days.
- ▶ Delivery time is in working days from receipt of orders placed before 4pm (UK) and 11.30am (NI).
- ▶ Flashing colour NCS: S 7500-N. (Nearest RAL colour: 7043). Twin and combination flashings are also available in titanium zinc, copper and a wide range of colours to match the roof window finish.
- ▶ Other recessed combination flashing options are available and subject to lead times. Contact our customer support team for details on recessed Triple and Quattro options.

Support Trimmers

- VELUX support trimmers provide structural support and also a harmonious finish.
- Available in white or pine to match the roof windows.
- Available in three different lengths.
- The EBY is used for frame gaps of 18mm between the roof windows and the EKY for 100mm gaps.



EBY 2000 18MM GAP



EKY 2000 100MM GAP

Support trimmer for 18mm frame gap – white roof windows			Support trimmer for 18mm frame gap – pine roof windows		
EBY W20 2000	2,000mm long.	£140	EBY W20 3000	2,000mm long.	£140
EBY W27 2000	2,700mm long.	£176	EBY W27 3000	2,700mm long.	£176
EBY W35 2000	3,500mm long.	£232	EBY W35 3000	3,500mm long.	£232
Support trimmer for 100mm frame gap – white roof windows			Support trimmer for 100mm frame gap – pine roof windows		
EKY W20 2000	2,000mm long.	£232	EKY W20 3000	2,000mm long.	£232
EKY W27 2000	2,700mm long.	£258	EKY W27 3000	2,700mm long.	£258
EKY W35 2000	3,500mm long.	£294	EKY W35 3000	3,500mm long.	£294

Roof window profile set
(For use with on site flashing)

External frame size (nominal w x h) cm		55 x 78	55 x 98	55 x 118	78 x 98	66 x 118	78 x 118	78 x 140	134 x 98	94 x 140	114 x 118	94 x 160	134 x 140
Code		CK02	CK04	CK06	MK04	FK06	MK06	MK08	UK04	PK08	SK06	PK10	UK08
ZWC 0000T	Click-on external window profiles and special head flashings.	£22	£23	£23	£24	£25	£26	£27	£30	£30	£31	£31	£34

- ▶ Support trimmers have a delivery time of 7 days.
- ▶ Roof window profile sets have a delivery time of 2 days.
- ▶ Delivery time is in working days from receipt of orders placed before 4pm (UK) and 11.30am (NI).



Blinds and shutters for any room

Control the amount of daylight and temperature within the room

Featured: DKL PK08 0705 combined with DKL PK04 0705

How to select your blinds

- 1

Select type

Choose an interior and/or exterior VELUX blind or shutter that meets your requirements in terms of heat protection, blackout, light adjustment or insect protection.
- 2

Select colour and design

Our blinds are available in an extensive range of exciting colours and designs.
- 3

Select operation method

Choose between manual or automatic operation. Always consider electrically-operated products for out-of-reach areas.
- 4

Select the right size

Check the data plate which displays the type and size of your roof window – you must match the blinds you order to this information. See the chart below for more details.

VELUX roof window data plates



- 5

Installed in minutes

VELUX interior blinds are easily installed with our unique Pick&Click!™ system. Follow the instructions, and your blinds will be fitted in minutes.

Pick&Click!™

New VELUX roof windows are fitted with pre-installed brackets to ease installation and to ensure a perfect fit every time.








All VELUX internal blinds are power operated or cordless operated and fulfil the safety in use requirements in EN 13120:2009+A1:2014 and EN 60335-2-97:2006+EN 60335-2-97:2006/A12:2015.

Sizing chart

It's simple to make sure you order the right size of blind:

- Check your roof window's data plate, then use the SIZE CODE to find its measurements on the chart below.
- Now you can check the price of your chosen blind on the following pages.
- Make sure you use the SIZE CODE on your roof window's data plate when ordering your blind at veluxblindsdirect.co.uk

																	
Current Size		CK01	CK02	CK04	CK06	MK04	FK06		MK06	MK08	UK04	PK08	SK06	PK04	PK10	UK08	
2002-2013		C01	C02	C04	C06	M04	F06		M06	M08	U04	P08	S06	P04	P10	U08	
1992-2001			102	104		304	206		306	308	804		606		410	808	
Before 1992		9		6		1		5		2	7		4		3	8	

Blackout blinds




Duo blackout blinds



The VELUX duo blind is a blackout blind and a pleated blind in one. It offers the best of both worlds: blackout at any time and softly diffused natural light all day.

- Fabric offers complete blackout.
- Stepless positioning.
- Flat and pleated cloth.
- Available in 24 colours (see opposite page).
- Softly diffuses incoming daylight.
- OEKO-TEX® certified – no harmful substances.




Upgrade from
blackout to duo
blackout for
£22
ex VAT

Replacement blackout blinds



Suitable for VELUX roof windows manufactured before 2013, the VELUX replacement blind is the perfect, low-cost solution to change your old or tired VELUX blinds. The best choice if you want a simple blackout blind that comes with a 2-year guarantee for peace of mind.

- Essential blackout effect.
- Stepless positioning.
- Available in 4 colours.
- **Only suitable for VELUX roof windows manufactured before 2013.**



Blackout blinds




The VELUX blackout blind offers almost complete blackout for darkness anytime. Ideal for installing in bedrooms to ensure a good night's sleep.

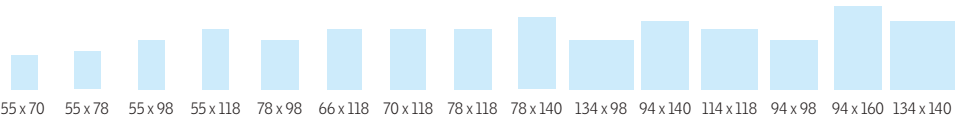
- Fabric offers complete blackout.
- Stepless positioning.
- Available in 24 colours.
- OEKO-TEX® certified.
- Also available in electric and solar powered options.

Use the
SIZE CODE
to order – check
the sizing chart
on p63

Price Group 1



Price Group 2



Blackout blinds. Please refer to page 63 for your product code.

Manual	DKL	Price Group 1	£60	£62	£66	£70	£72	£74	£74	£76	£82	£100	£90	£96	£78	£96	£110
		Price Group 2	£70	£72	£76	£80	£82	£84	£84	£86	£92	£110	£100	£106	£88	£106	£120
Electric	DML	Price Group 1	£129	£131	£135	£139	£141	£143	£143	£145	£151	£169	£159	£165	£147	£165	£179
		Price Group 2	£139	£141	£145	£149	£151	£153	£153	£155	£161	£179	£169	£175	£157	£175	£189
Solar	DSL	Price Group 1	£136	£138	£142	£146	£148	£150	£150	£152	£158	£176	£166	£172	£154	£172	£186
		Price Group 2	£146	£148	£152	£156	£158	£160	£160	£162	£168	£186	£176	£182	£164	£182	£196
Duo blackout	DFD	Price Group 1	£82	£84	£88	£92	£94	£96	£96	£98	£104	£122	£112	£118	£100	£118	£132
		Price Group 2	£92	£94	£98	£102	£104	£106	£106	£108	£114	£132	£122	£128	£110	£128	£142
Repl. blind	DBL	All colours	-	£42	£46	-	£50	£52	-	£54	£58	£70	£62	£68	-	-	£78

Electrically powered products combined with a manual VELUX roof window require a control unit KUX 110. Refer to page 73 for details.

- ▶ All blinds and shutters have a delivery time of up to 7 days.
- ▶ Delivery time is in working days from receipt of orders placed before 4pm (UK) and 11.30am (NI).

Children’s collection

Disney & VELUX Goodnight Collection



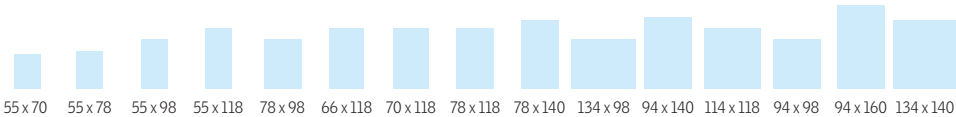
Make bedtime full of wonder

The Disney & VELUX Goodnight Collection is our latest range of blackout blinds designed for kids. Inspired by their favourite characters from Frozen, Cars and Winnie the Pooh, night time has never been so much fun.

Our themed blinds will spark their imagination while they play during the day and, because the fabric offers total blackout, they’ll enjoy restful sleep too.

- 99.9% blackout fabric – the best on the market!
- Installs in minutes with the unique VELUX Pick&Click!™ system.
- OEKO-TEX® certified – no harmful substances.
- Slimline design integrates perfectly with VELUX roof windows.

Use the
SIZE CODE to
order – check the
sizing chart on
p63



Blackout blinds. Please refer to page 63 for your product code.

Manual	DKL	Disney Collection	£82	£84	£88	£92	£94	£96	-	£98	£104	£122	£112	£118	£100	£118	£132
			£82	£84	£88	£92	£94	£96	-	£98	£104	£122	£112	£118	£100	£118	£132

- ▶ All blinds and shutters have a delivery time of up to 7 days.
- ▶ Delivery time is in working days from receipt of orders placed before 4pm (UK) and 11.30am (NI).

Please note: as with all fabrics, the precise colours may vary from the printed samples. Designs shown for illustration purposes only. The blind may differ due to the fact that each design is scaled to match the specific window size.



Disney & VELUX Goodnight Collection

VELUX children’s blinds



© Disney. © Disney/Pixar.
© Disney. Based on the "Winnie the Pooh" works by A. A. Milne and E. H. Shepard.

Find the collection at veluxblindsdirect.co.uk

Blackout energy blinds

Blackout energy blind





- Fabric offers complete blackout.
- Stepless positioning.
- Double pleated cloth.
- Available in 12 colours.
- Installs in minutes with our unique Pick&Click!™ system.
- Free positioning in the window frame.
- Protects against cold from the outside.
- No visible cords.

Price Group 1



Price Group 2

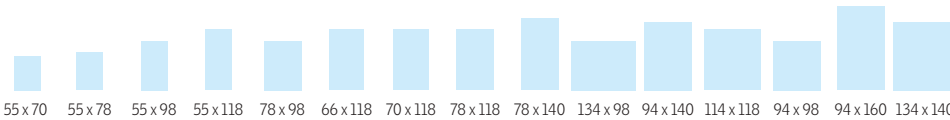


Improves
insulation by up to
25%

Light dimming energy blind



- Light dimming.
- Protects against cold from the outside.
- Privacy and diffusion of incoming daylight.
- Available in both electric and solar powered versions.
- Operated by pre-paired wall switch for simple control.
- Installs in minutes with our unique Pick&Click!™ system.
- Double pleated cloth.
- Available in 12 colours.



Blackout energy blinds. Please refer to page 63 for your product code.

		Price Group 1	£76	£80	£86	£90	£94	£96	£96	£100	£108	£130	£118	£126	£102	£124	£144
			£86	£90	£96	£100	£104	£106	£106	£110	£118	£140	£128	£136	£112	£134	£154

Light dimming energy blinds. Please refer to page 63 for your product code.

		Price Group 1	£145	£149	£155	£159	£163	£165	£165	£169	£177	£199	£187	£195	£171	£193	£213
			£155	£159	£165	£169	£173	£175	£175	£179	£187	£209	£197	£205	£181	£203	£223
		Price Group 1	£152	£156	£162	£166	£170	£172	£172	£176	£184	£206	£194	£202	£178	£200	£220
			£162	£166	£172	£176	£180	£182	£182	£186	£194	£216	£204	£212	£188	£210	£230

VELUX ACTIVE compatible

£183.33
ex VAT

Ready for the smart home future?

VELUX ACTIVE with NETATMO lets you operate your VELUX INTEGRA® blinds with your smartphone or via voice control with Apple HomeKit®.

Find out more on page 28 or at velux.co.uk/active

Pleated blinds and flat roof window blinds

Flying pleated blinds



The VELUX pleated blind provides an excellent way to control the daylight in your room and allows you to create colourful and original light effects that can complement your personal choice of furniture and decor. It can be positioned anywhere on the window.

This makes the blind ideal for installing in living rooms or dining areas.

- **Colourful light effects**
Softens incoming light.
- **Decoration**
Beautiful decoration for living rooms.
- **Flexible positioning**
Dual control bars allow you to adjust the blind from both the top and the bottom of the roof window, letting in exactly the right light.
- **Upgrade**
Available in electric and solar powered options.

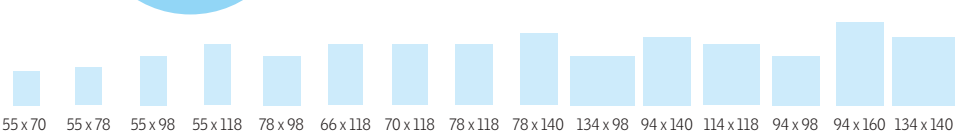



View 100s
of options at
veluxblindsdirect.co.uk

Use the
SIZE CODE
to order – check
the sizing chart
on p63

Price Group 1



Price Group 2



Pleated blinds. Please refer to page 63 for your product code.


		Price Group 1	£60	£62	£66	£70	£72	£74	£74	£76	£82	£100	£90	£96	£78	£96	£110
			£70	£72	£76	£80	£82	£84	£84	£86	£92	£110	£100	£106	£88	£106	£120
		Price Group 1	£129	£131	£135	£139	£141	£143	£143	£145	£151	£169	£159	£165	£147	£165	£179
			£139	£141	£145	£149	£151	£153	£153	£155	£161	£179	£169	£175	£157	£175	£189
		Price Group 1	£136	£138	£142	£146	£148	£150	£150	£152	£158	£176	£166	£172	£154	£172	£186
			£146	£148	£152	£156	£158	£160	£160	£162	£168	£186	£176	£182	£164	£182	£196

VELUX ACTIVE compatible


Blinds for flat roof windows.

Window size	060060	060090	080080	090090	100100	090120	120120	100150	150150
FMG Electric Pleated Blinds	£223	£226	£230	£235	£240	£245	£250	£254	-
FMK Electric Light dimming Energy Blinds	£243	£246	£250	£255	£260	£265	£270	£274	£320
FSK Solar Light dimming Energy Blind	£248	£251	£255	£260	£265	£270	£275	£279	£325
KUX 110 – Additional control system to allow FMG and FMK blind to be fitted to CFP fixed version.									£101

FMG – Electric Pleated



FMK and FSK – Light dimming Energy



Electrically powered products combined with a manual VELUX roof window require a control unit KUX 110. Refer to page 73 for details.

- ▶ All blinds and shutters have a delivery time of up to 7 days.
- ▶ Delivery time is in working days from receipt of orders placed before 4pm (UK) and 11.30am (NI).

Venetian blinds



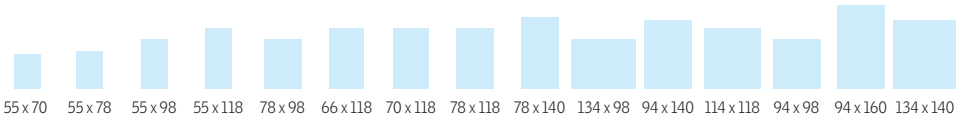
Venetian blinds

The VELUX Venetian blind gives you complete control of the light and is the ideal solution for rooms where you want to adjust the amount and direction of incoming light. As the blinds are made of aluminium they're easy to wipe clean and an ideal solution for rooms with high levels of humidity, such as kitchens and bathrooms.

- **Complete light control**
Control the amount and direction of incoming light and shadows.
- **Award-winning design**
Praised for the unique tilt mechanism and cordless operation.
- **Colours**
Choose from 9 colour choices.

Price Group 1			
7001			
Price Group 2			
7055	7056	7057	7012
7058	7059	7060	7061

Use the
SIZE CODE
to order – check
the sizing chart
on p63



Venetian blinds. Please refer to page 63 for your product code.

Manual	PAL	Price Group 1	£76	£80	£86	£90	£94	£96	£96	£100	£108	£130	£118	£126	£102	£124	£144
		Price Group 2	£86	£90	£96	£100	£104	£106	£106	£110	£118	£140	£128	£136	£112	£134	£154

- ▶ All blinds and shutters have a delivery time of up to 7 days.
- ▶ Delivery time is in working days from receipt of orders placed before 4pm (UK) and 11.30am (NI).

Roller and Roman blinds

Roller blinds



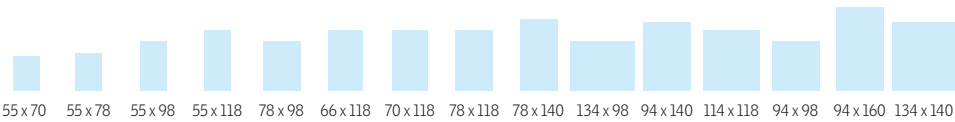
The VELUX roller blind provides basic privacy whilst still allowing natural light in. A VELUX roller blind is an effective and practical solution that offers protection and looks good. That's why roller blinds are well suited for living rooms, home offices, playrooms, or anywhere you want basic privacy and the ability to diffuse light.

- **Privacy**
Provides basic privacy.
- **Harmonious light**
Softens the incoming light.
- **Upgrade**
Available in electric and solar powered operation.

Use the
SIZE CODE
to order – check
the sizing chart
on p63

Price Group 1		
1028	4000	9050
1086		

Price Group 2		
4060	4073	4157
4079	1952	4155
4069	4159	4156
4158	4160	



Roller blinds. Please refer to page 63 for your product code.

Manual	RFL	Price Group 1	£60	£62	£66	£70	£72	£74	£74	£76	£82	£100	£90	£96	£78	£96	£110
		Price Group 2	£70	£72	£76	£80	£82	£84	£84	£86	£92	£110	£100	£106	£88	£106	£120
Electric	RML	Price Group 1	£129	£131	£135	£139	£141	£143	£143	£145	£151	£169	£159	£165	£147	£165	£179
		Price Group 2	£139	£141	£145	£149	£151	£153	£153	£155	£161	£179	£169	£175	£157	£175	£189
Solar	RSL	Price Group 1	£136	£138	£142	£146	£148	£150	£150	£152	£158	£176	£166	£172	£154	£172	£186
		Price Group 2	£146	£148	£152	£156	£158	£160	£160	£162	£168	£186	£176	£182	£164	£182	£196

VELUX ACTIVE
compatible

Roman blinds. Please refer to page 63 for your product code.

Manual	FHB	Price Group 1	£76	£80	£86	£90	£94	£96	£96	£100	£108	£130	£118	£126	£102	£124	£144
		Price Group 2	£86	£90	£96	£100	£104	£106	£106	£110	£118	£140	£128	£136	£112	£134	£154
Repl. cloth for Roman blind	ZHB	Price Group 1	£38	£40	£42	£44	£46	£48	£48	£50	£54	£64	£58	£62	£52	£62	£72
		Price Group 2	£48	£50	£52	£54	£56	£58	£58	£60	£64	£74	£68	£72	£62	£72	£82

■ Electrically powered products combined with a manual VELUX roof window require a control unit KUX 110. Refer to page 73 for details.

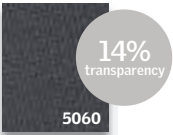
- ▶ All blinds and shutters have a delivery time of up to 7 days except the Roman blind (FHB) which is 13 days.
- ▶ Delivery time is in working days from receipt of orders placed before 4pm (UK) and 11.30am (NI).

External awning blinds and shutters

External awning blinds



The VELUX awning blind is an external blind perfectly suited to stop strong sunlight and heat before it reaches the pane on your roof window. These unique blinds are ideal for keeping rooms cool and reducing the heat of the sun on hot days.



- **Sun yes, heat no**
Reduce heat by up to 73%.
- **Quality**
Weather resistant fabric for longer lasting performance.
- **Easy installation**
Install from the inside in minutes.
- **Upgrade**
Available in electric and solar powered operation.

Roller shutters



Complete light control

- Keeps out the light and prevents overheating.

Energy saving

- Provides insulation in cold weather.

Security

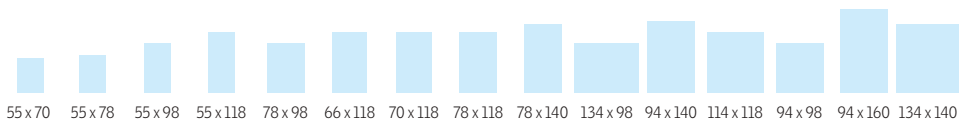
- Provides additional security and protection from the elements.

Upgrade

- Available in electric (for use with VELUX INTEGRA® electric roof windows) and solar (for use with solar or manual roof windows).

Sound reduction

- Provides additional sound insulation against rainfall and hail.



Awning blinds. Please refer to page 63 for your product code.

Manual	MHL	£44	£44	£44	£44	£54	£52	£56	£54	£54	£72	£60	£70	£60	£60	£72
Electric	MML	£264	£268	£274	£278	£280	£282	£282	£286	£292	£308	£306	£314	£288	£324	£330
Solar	MSL	£354	£358	£364	£368	£370	£372	£372	£376	£382	£398	£396	£404	£378	£414	£420

For roof windows manufactured before April 2001 you must also order ZOZ 228 to fit awning blinds MML and MSL. £35

Roller shutters

Manual	SHL	£227	£227	£242	£250	£258	£261	-	£271	£286	£312	£310	£315	£279	£325	£364
Electric	SML	£339	£339	£362	£373	£385	£389	£389	£404	£427	£466	£462	£470	£416	£485	£543
Solar	SSL	£383	£383	£409	£422	£435	£439	£439	£457	£483	£526	£522	£531	£470	£548	£613

ZOZ 213K adaptor plate allows operation of solar powered roof windows with MSL. £56

Awning blinds for flat roof windows

MSG solar powered heat-reduction awning blind. Available in white (6090). Not compatible with VELUX flat glass top covers.

Window size	060060	060090	080080	090090	100100	090120	120120	100150	150150
MSG solar heat reduction awning blinds	£248	£251	£255	£260	£265	£270	£275	£279	-

■ Electrically powered products combined with a manual VELUX roof window require a control unit KUX 110. Refer to page 73 for details.

- ▶ All blinds and shutters have a delivery time of up to 7 days.
- ▶ Delivery time is in working days from receipt of orders placed before 4pm (UK) and 11.30am (NI).

Accessories

Rod controls



ZCT 200K



ZCT 100



ZOZ 085

Locks and restrictors



ZOZ 012K1



ZOZ 010KC S011



Electric accessories



KUX 110

Maintenance kits



ZZZ 129KC



ZZZ 130KC




ZZZ 131KC

Code	Description	Price
Rod controls		
ZCT 200K	Telescopic pole 100-180cm for operation of centre-pivot roof windows.	£27
ZCT 100	100cm extension for ZCT 200K.	£16
ZOZ 085	Pole adaptor for VELUX manual blinds that are out of reach to allow operation with rod control (ZCT 200K). One per blind.	£6
Locks and restrictors		
ZOZ 012K1	Security lock for centre-pivot roof windows.	£45
ZOZ 010KC S011	Opening restrictor with key for centre-pivot roof windows. Suitable for roof windows of frame height 98cm and above.	£45
Maintenance kits		
ZZZ 129KC	Polyurethane paint for repair to white polyurethane roof windows.	£12
ZZZ 130KC	White paint for repair to white paint roof windows.	£12
ZZZ 131KC	Care kit for white painted roof windows. Includes cleaning solution, maintenance protector and cloth.	£28
Electric accessories		
KUX 110	Control system for operation of single electrical accessory on a manual roof window or fixed flat roof window.	£101

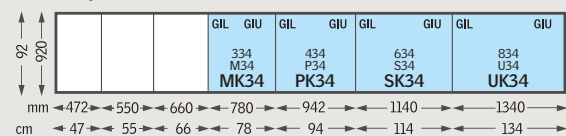
- ▶ All rod controls have a delivery time of 2 days.
- ▶ All locks and restrictors have a delivery time of 7 days.
- ▶ All maintenance kits have a lead time of 2-5 working days.
- ▶ All electric accessories have a delivery time of 7 days.
- ▶ Delivery time is in working days from receipt of orders placed before 4pm (UK) and 11.30am (NI).

Roof Windows

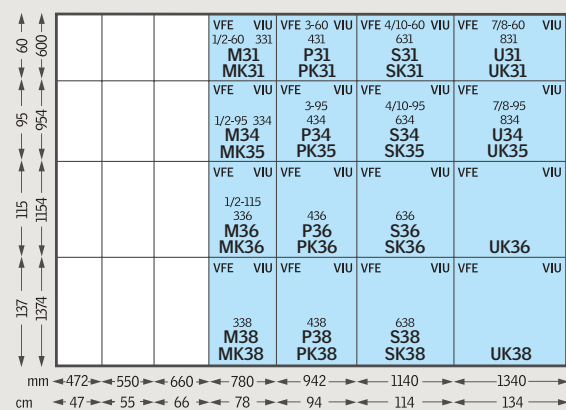


▲ Note: GGL5 700mm wide.

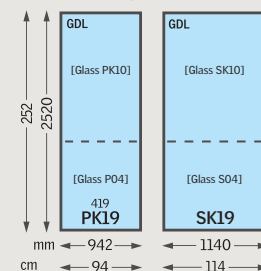
Sloped fixed additional elements



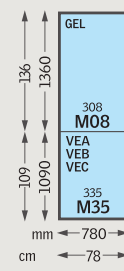
Vertical elements



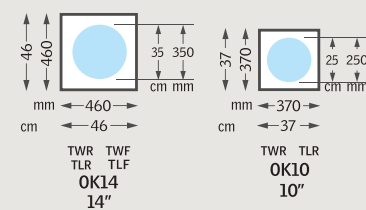
VELUX CABRIO®
balcony



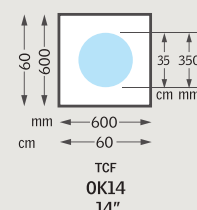
Roof terrace



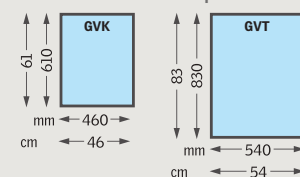
Sun tunnels




Flat roof
sun tunnel



Rooflights for uninhabited spaces



Flat roof windows



Note: All sizes for flat roof windows refer to structural opening sizes.

Using our size guide

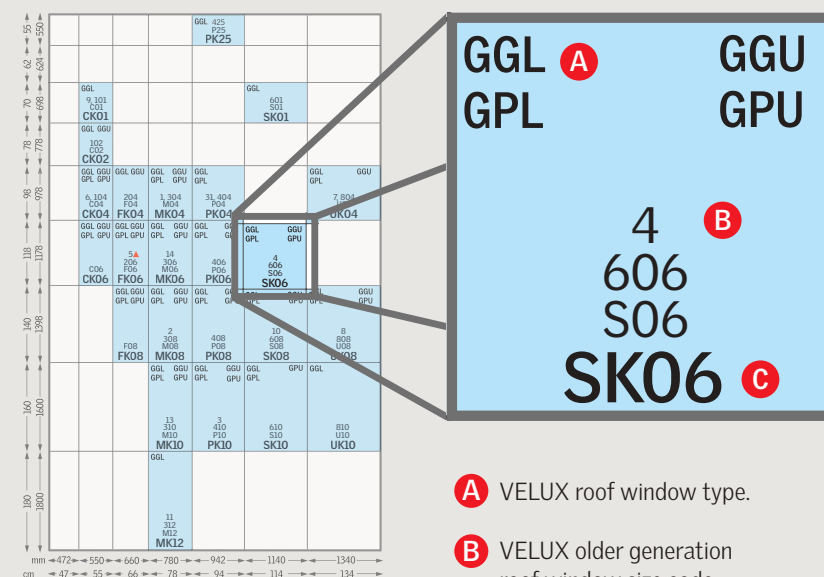
Please note all sizes refer to the external frame size of the roof window and not the glazed area. Please refer to installation instructions for trimmed opening sizes.

For product sizes and specifications not listed in this brochure, please visit **velux.co.uk** or contact us on **01592 778 225**.

Looking to replace your existing VELUX roof window? Use these handy size charts to locate your current window code and the replacement code.

For example, if your current window code is GGL4, the replacement size code for this is SK06.

All measurements are in mm and cm as indicated.



A VELUX roof window type.

B VELUX older generation roof window size code.

C VELUX current size code.

Certified
Installer

VELUX®

Find a VELUX Certified Installer near you, visit
velux.co.uk/findaninstaller



For more details visit
velux.co.uk

VELUX Company Ltd
Woodside Way
Glenrothes
Fife
Scotland
KY7 4ND
Tel: 01592 778 225
Fax: 01592 776 980
sales@velux.co.uk
velux.co.uk

Bringing light to life™



VELUX
product range