



europa



contents

02 - 03	Introduction	
04 - 05	Flush Doors	
06 - 07	Alcaraz Walnut	Alcaraz Glazed Walnut
08 - 09	Aragon Oak	Aragon Glazed Oak
10 - 11	Aragon Walnut	Aragon Glazed Walnut
12 - 13	Catalonia Oak	Catalonia Glazed Oak
14 - 15	Catalonia Walnut	Catalonia Glazed Walnut
16 - 17	Cava Oak	Cava Glazed Oak
18 - 19	Cava Wenge	Cava Glazed Wenge
20 - 21	La Mancha Oak	La Mancha Glazed Oak

22 - 23	Monaco Oak	Monaco Glazed Oak
24 - 25	Monaco Walnut	Monaco Glazed Walnut
26 - 27	Sierra Blanco White	Sierra Blanco Glazed White
28 - 29	Stile & Rail Doors	
30 - 31	Asturias 2P Oak	Cantabria 1P/6L Oak
32 - 33	Galicia 4P Oak	Gomera 2P/2L Oak
34 - 35	Ibiza 2P Oak	Menorca 1P/6L Oak
36 - 37	Bern 2P Walnut	Zurich 1P/6L Walnut
38 - 39	Important Information	How to Order/Guarantee

you'll fall in love

LPD has earned a worthy reputation as a market leader in both internal and external doors with a proven and prolific record in delivering exciting, innovative, affordable, products to the marketplace, that keep pace with the fast-moving trends of the British interiors market and the needs of an ever more discerning nation of consumers with increasing flair and passion for more modern interior design.

Further enhancing and elevating our enviable reputation is the latest addition to our continually expanding portfolio - Europa - a premium, pre-finished designer range of both flush and stile & rail doors, encapsulating the essence of European elegance.

Targeted towards the more aspiring buyer, the Europa collection combines sophisticated style and superb engineering with an exceptional quality of finish and encompasses glazed and unglazed models, including selected firecheck options, across a range of "in-vogue" finishes and popular sizes, all covered by LPD's *conditional* Guarantee....making it the perfect choice for Architects, Specifiers, Developers, Self Builders and everyone involved in replacement, renovation or new build projects striving to achieve a premium, upmarket look, in the most ultra modern or period property.

For more details or for where to buy, please call the Sales Team on: 0113 271 5151 Email: sales@lpddoors.co.uk or visit the dedicated Microsite: www.lpdeuropadoors.com

je t'aime

flush doors

As the beginning and end of a journey through the room, doors form an integral part of the room's interior styling whilst enhancing the principal design theme.

With this foremost in our mind, we've developed a cutting edge collection of flush doors that will be as much at home in a loftstyle apartment, swish boutique hotel or upmarket office development, as a tasteful barn conversion, smart semi or imposing detached.

From the avante garde Alcaraz to the modish La Mancha to the suave Sierra Blanco, the doors epitomise the utmost in contemporary chic and suburban sophistication, and will undoubtedly add the perfect finishing touch to any newly designed or refurbished room.

We're convinced when you see them you'll find them so irresistible, you'll fall in love....



We are delighted to be able to offer special sized doors in most models within the Flush Door range, which include storey height sizes.
NB – Delivery and availability subject to confirmation at the time of enquiry.



Easy clean, laminated
frosted glass




78" x 24"	ALCWAL24	78" x 27"	ALCWALGL27
78" x 27"	ALCWAL27	78" x 30"	ALCWALGL30
78" x 30"	ALCWAL30	78" x 33"	ALCWALGL33
78" x 33"	ALCWAL33		
78" x 27"	ALCWALFC27	■	
78" x 30"	ALCWALFC30	■	
78" x 33"	ALCWALFC33	■	

■ 1/2 hour Firecheck


We are actively developing our range of metric sizes (2040 x 626; 726; 826) and welcome your specific enquiries.



Easy clean, laminated
frosted glass

78" x 24"	ARAOAK24
78" x 27"	ARAOAK27
78" x 30"	ARAOAK30
78" x 33"	ARAOAK33
78" x 27"	ARAOAKFC27 
78" x 30"	ARAOAKFC30 
78" x 33"	ARAOAKFC33 

78" x 27"	ARAOAKGL27
78" x 30"	ARAOAKGL30
78" x 33"	ARAOAKGL33

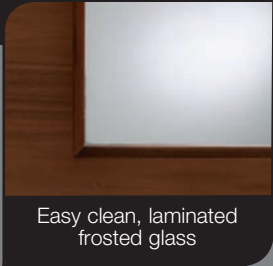
 1/2 hour Firecheck

We are actively developing our range of metric sizes (2040 x 626; 726; 826) and welcome your specific enquiries.









Staircase provided courtesy of www.stairs-direct.co.uk



Easy clean, laminated frosted glass

78" x 24"	ARAWAL24
78" x 27"	ARAWAL27
78" x 30"	ARAWAL30
78" x 33"	ARAWAL33
78" x 27"	ARAWALFC27 
78" x 30"	ARAWALFC30 
78" x 33"	ARAWALFC33 

78" x 27"	ARAWALGL27
78" x 30"	ARAWALGL30
78" x 33"	ARAWALGL33

 1/2 hour Firecheck

We are actively developing our range of metric sizes (2040 x 626; 726; 826) and welcome your specific enquiries



Linea toughened glass

78" x 24"	CATOAK24	78" x 27"	CATOAKGL27
78" x 27"	CATOAK27	78" x 30"	CATOAKGL30
78" x 30"	CATOAK30	78" x 33"	CATOAKGL33
78" x 33"	CATOAK33		
78" x 27"	CATOAKFC27	■	
78" x 30"	CATOAKFC30	■	
78" x 33"	CATOAKFC33	■	




■ 1/2 hour Firecheck

We are actively developing our range of metric sizes (2040 x 626; 726; 826) and welcome your specific enquiries.






Linea toughened glass

78" x 24"	CATWAL24
78" x 27"	CATWAL27
78" x 30"	CATWAL30
78" x 33"	CATWAL33
78" x 27"	CATWALFC27 
78" x 30"	CATWALFC30 
78" x 33"	CATWALFC33 

78" x 27"	CATWALGL27
78" x 30"	CATWALGL30
78" x 33"	CATWALGL33

 1/2 hour Firecheck

We are actively developing our range of metric sizes (2040 x 626; 726; 826) and welcome your specific enquiries



Linea toughened glass


	Oak with Wenge inset (shown)	Oak with Walnut inset (not shown)	Oak with Wenge inset Glazed (shown)	Oak with Walnut inset Glazed (not shown)
78" x 24"	CAVOAKWE24	CAVOAKWA24		
78" x 27"	CAVOAKWE27	CAVOAKWA27	CAVOAKWEGL27	CAVOAKWAGL27
78" x 30"	CAVOAKWE30	CAVOAKWA30	CAVOAKWEGL30	CAVOAKWAGL30
78" x 33"	CAVOAKWE33	CAVOAKWA33	CAVOAKWEGL33	CAVOAKWAGL33
78" x 27"	CAVOAKWEFC27	CAVOAKW AFC27		
78" x 30"	CAVOAKWEFC30	CAVOAKW AFC30		
78" x 33"	CAVOAKWEFC33	CAVOAKW AFC33		

■ 1/2 hour Firecheck

We are actively developing our range of metric sizes (2040 x 626; 726; 826) and welcome your specific enquiries.



Staircase provided courtesy of www.stairs-direct.co.uk



Linea toughened glass




	Wenge with Oak inset (shown)	Walnut with Oak inset (not shown)	Wenge with Oak inset Glazed (shown)	Walnut with Oak inset Glazed (not shown)
78" x 24"	CAWWENOA24	CAWWALOA24		
78" x 27"	CAWWENOA27	CAWWALOA27	CAWWENOAGL27	CAWWALOAGL27
78" x 30"	CAWWENOA30	CAWWALOA30	CAWWENOAGL30	CAWWALOAGL30
78" x 33"	CAWWENOA33	CAWWALOA33	CAWWENOAGL33	CAWWALOAGL33
78" x 27"	CAWWENOAFC27	CAWWALOAFC27		
78" x 30"	CAWWENOAFC30	CAWWALOAFC30		
78" x 33"	CAWWENOAFC33	CAWWALOAFC33		

■ 1/2 hour Firecheck


We are actively developing our range of metric sizes (2040 x 626; 726; 826) and welcome your specific enquiries.



Easy clean, laminated frosted glass

78" x 24"	LAMOAK24
78" x 27"	LAMOAK27
78" x 30"	LAMOAK30
78" x 33"	LAMOAK33
78" x 27"	LAMOAKFC27 
78" x 30"	LAMOAKFC30 
78" x 33"	LAMOAKFC33 

78" x 27"	LAMOAKGL27
78" x 30"	LAMOAKGL30
78" x 33"	LAMOAKGL33




 1/2 hour Firecheck

We are actively developing our range of metric sizes (2040 x 626; 726; 826) and welcome your specific enquiries.





Linea toughened glass







78" x 24"	MONOAK24
78" x 27"	MONOAK27
78" x 30"	MONOAK30
78" x 33"	MONOAK33
78" x 27"	MONOAKFC27 
78" x 30"	MONOAKFC30 
78" x 33"	MONOAKFC33 


78" x 27"	MONOAKGL27
78" x 30"	MONOAKGL30
78" x 33"	MONOAKGL33

 1/2 hour Firecheck

We are actively developing our range of metric sizes (2040 x 626; 726; 826) and welcome your specific enquiries.




	Walnut (shown)	Wenge (not shown)	Walnut inset Glazed (shown)	Wenge inset Glazed (not shown)
78" x 24"	MONWAL24	MONWEN24		
78" x 27"	MONWAL27	MONWEN27	MONWALGL27	MONWENGL27
78" x 30"	MONWAL30	MONWEN30	MONWALGL30	MONWENGL30
78" x 33"	MONWAL33	MONWEN33	MONWALGL33	MONWENGL33
78" x 27"	MONWALFC27 	MONWENFC27 		
78" x 30"	MONWALFC30 	MONWENFC30 		
78" x 33"	MONWALFC33 	MONWENFC33 		




 1/2 hour Firecheck

We are actively developing our range of metric sizes (2040 x 626; 726; 826) and welcome your specific enquiries.






Easy clean, laminated
frosted glass

78" x 24"	SIEWHI24
78" x 27"	SIEWHI27
78" x 30"	SIEWHI30
78" x 33"	SIEWHI33
78" x 27"	SIEWHIFC27 
78" x 30"	SIEWHIFC30 
78" x 33"	SIEWHIFC33 

78" x 27"	SIEWHIGL27
78" x 30"	SIEWHIGL30
78" x 33"	SIEWHIGL33

 1/2 hour Firecheck

We are actively developing our range of metric sizes (2040 x 626; 726; 826) and welcome your specific enquiries.



te amo

stile & rail doors

Working with some of the world's most advanced manufacturers and the most fashionable timbers, we've brought to the market an aspirational range of more traditionally styled doors that will stir the senses of even the most discerning consumers and interior designers and specifiers.

Boasting striking yet understated aesthetics, engineered with precision to accentuate the subtle profiles and intrinsic design features and finished to the most exacting standards, they'll enhance the character and ambience of any room and make a stylish first - and last - impression whatever their surroundings - from homely cottage to an imposing period residence.

The glazed models all incorporate clear bevelled glass as standard with the added benefit that each model also has an FD30 firecheck variant featuring a flat glass.






We've absolutely no doubt, once you see them, you'll fall prey to their undeniable charms...so much so, infact, you'll fall in love....



We are delighted to be able to offer special sized doors in most models within the Stile & Rail Door range, which include storey height sizes.
NB – Delivery and availability subject to confirmation at the time of enquiry.



Clear bevelled glass




Raised Moulding	Both Sides	Raised Moulding	Both Sides
78" x 24"	ASTOAK24	78" x 24"	CANOAK24
78" x 27"	ASTOAK27	78" x 27"	CANOAK27
78" x 30"	ASTOAK30	78" x 30"	CANOAK30
78" x 33"	ASTOAK33	78" x 33"	CANOAK33
78" x 27"	ASTOAKFC27 	78" x 27"	
78" x 30"	ASTOAKFC30 	78" x 30"	CANOAKFC30 
78" x 33"	ASTOAKFC33 	78" x 33"	CANOAKFC33 



 1/2 hour Firecheck (Cantabria incorporates flat glass)

We are actively developing our range of metric sizes (2040 x 626; 726; 826) and welcome your specific enquiries.



Clear bevelled glass

Raised Moulding	Both Sides
78" x 24"	GALOAK24
78" x 27"	GALOAK27
78" x 30"	GALOAK30
78" x 33"	GALOAK33
78" x 27"	GALOAKFC27 
78" x 30"	GALOAKFC30 
78" x 33"	GALOAKFC33 

Raised Moulding	Both Sides
78" x 24"	
78" x 27"	GOMOAK27
78" x 30"	GOMOAK30
78" x 33"	GOMOAK33
78" x 27"	
78" x 30"	GOMOAKFC30 
78" x 33"	GOMOAKFC33 




 1/2 hour Firecheck (Gomera incorporates flat glass)



We are actively developing our range of metric sizes (2040 x 626; 726; 826) and welcome your specific enquiries.





Clear bevelled glass

Raised Moulding	Both Sides
78" x 24"	IBIOAK24
78" x 27"	IBIOAK27
78" x 30"	IBIOAK30
78" x 33"	IBIOAK33
78" x 27"	IBIOAKFC27 
78" x 30"	IBIOAKFC30 
78" x 33"	IBIOAKFC33 



Raised Moulding	Both Sides
78" x 24"	MENOAK24
78" x 27"	MENOAK27
78" x 30"	MENOAK30
78" x 33"	MENOAK33
78" x 27"	
78" x 30"	MENOAKFC30 
78" x 33"	MENOAKFC33 

 1/2 hour Firecheck (Menorca incorporates flat glass)

We are actively developing our range of metric sizes (2040 x 626; 726; 826) and welcome your specific enquiries.



Clear bevelled glass

78" x 24"	
78" x 27"	BERWAL27
78" x 30"	BERWAL30
78" x 33"	BERWAL33
78" x 27"	
78" x 30"	BERWALFC30 
78" x 33"	BERWALFC33 

78" x 24"	
78" x 27"	ZURWAL27
78" x 30"	ZURWAL30
78" x 33"	ZURWAL33

 1/2 hour Firecheck

We are actively developing our range of metric sizes (2040 x 626; 726; 826) and welcome your specific enquiries.





important information

construction

All doors are manufactured to an exceptionally high standard using quality veneers, solid timber lippings and other solid components where appropriate.

All cores comprise engineered wood based products.

storage

Doors must be stored on a flat and level surface in a dry, clean and well ventilated location and should never be stored where extremes of temperature, sudden changes in humidity or exposure to direct sunlight can occur.

Particular care should be taken in centrally heated or air-conditioned premises where excessive levels of moisture content can accumulate. It is imperative that all protective wrapping remains fully intact and in place while ever the doors are in storage.

customised designs

It may be possible to produce the doors to your own “customised” designs, however for practical and legal reasons, we require authorisation from our incumbent partner manufacturer before we are able to formally acknowledge acceptance of any order.

door thickness

All doors are supplied 35mm thickness

All ½ hour firecheck doors are supplied 44mm thickness

glazed firecheck doors

All glazed firecheck doors incorporate flat glass unless otherwise stated.

hanging

Prior to hanging/installation, it is vital that the doors are thoroughly inspected for any damage or defects which, once hung/installed would render them unserviceable and/or unfit for the ordinary, recommended use. Under no circumstances must any work be undertaken on the door if any damage or defect(s) is evident/identified.

Please be advised that the working upon or installation of any Europa doors purchased shall constitute acceptance and will automatically invalidate product for return, other than for faults that could not be detected prior to the commencement of any such works.

If the door(s) need(s) to be reduced in size, an equal amount of timber must be removed from either side or top and bottom. Please note that in any circumstance, the maximum reduction must never exceed 6mm in total.

Furthermore, all lock and handle cavities must be kept to an absolute minimum size and specifically in respect of the Stile & Rail doors, must be sited away from the mid-rail joint.

NB - failure to comply with these stipulations will invalidate the LPD Guarantee.

colour variation

Despite the most stringent Quality Control being adopted, colour variation can occur from door to door as well as batch to batch.

We would therefore recommend that all required Europa doors are purchased at the same time from the same batch. In the event that, despite adhering to this recommendation, what may be perceived by the purchaser as “unacceptable” colour variation across the doors purchased occurs, subject to the aforementioned stipulations in respect of Storage and Hanging being satisfied, LPD will replace with suitable alternative Europa product(s).

how to order

LPD markets its products exclusively through a network of Authorised Distributors. Accordingly, should you wish to purchase any doors featured in this Brochure, please advise your postcode details via: sales@lpddoors.co.uk and on receipt of your email, LPD will provide details of appropriately located Distributors (based on your specified postcode) that we recommend you contact and who typically stock an extensive selection of our products.

As we have to be completely unbiased and not favour or preclude any of our Distributors, you will automatically get a selection to choose from - maybe as many as half a dozen, dependent on your location and the respective distributors operating across the particular market territory. You can then discuss specific prices with your chosen supplier as they all operate on an individual pricing policy basis over which LPD have no control.

We have every confidence that you will be able to obtain what you’re looking for from any one of the Distributors we recommend, however should you experience any difficulties, simply drop us another email explaining the same and we’ll do our level best to get you sorted.

Whilst the Europa models featured are typically offered in the respective sizes, finishes and glazing options detailed, some Distributors may offer a bespoke service. So if your project requires custom sizes or special veneers, then simply speak to your chosen stockist who will provide corresponding costs and lead times as appropriate.

Disclaimer

Due to manufacturing process, colours and specification of the products may vary from those shown. Due to the vagaries of the reproduction process, actual colours may vary from those shown. From time to time it may be necessary to vary the type of finish used on our pre-finished doors. This must be accepted as another factor that can contribute towards a colour/texture variance. Due to our policy of continuous product development, we reserve the right to amend product designs, alter specifications or withdraw products without prior notice. All products are subject to availability. The information contained herein is correct at the time of going to press and may be subject to change without prior notice. Errors and omissions excluded.

our guarantee

All doors supplied by Leeds Plywood & Doors Ltd., hereafter referred to as LPD (except those doors expressly excluded from this guarantee by LPD, effective as at 1st November 2004) a guaranteed by LPD for ten years from date of delivery, and at that time, to be of good material and workmanship and to be free of defects which would render said doors unserviceable and/or unfit for the ordinary, recommended use.

This guarantee is made to the original purchaser only and does not extend to subsequent purchasers during the period of this guarantee.

If at the time a door delivery is received, said door(s) are found to have a defect(s) which can reasonably be discovered by inspection of each door, the receiver of the door(s) must, prior to hanging or fitting, and within 3 days, send written notice of said discovered defect(s) to LPD. All doors should be fully inspected prior to altering or fitting - any work on the door shall constitute acceptance.

If a fault rather than defect develops after the door is fitted, written notice of said fault(s) must be sent to LPD within ten years from date of delivery.

No claim will be honoured unless a site inspection is performed by an authorised representative of LPD.(At the discretion of the company).

If guaranteed doors are found to contain defects/faults as stated herein, LPD, at our option will either, repair defective/faulty door(s) furnish purchaser with replacement door(s) or refund to the current owner the amount the original purchaser paid LPD for the returned defective/faulty door(s). This guarantee does not cover any other charges incurred such as labour for removal of defective door, rehanging of new and/or replacement door, transportation to and from site or reimbursement for any other work/service not originally supplied by LPD.

Further details of this conditional Guarantee, and details of limitations and exclusions can be found on www.lpddoors.co.uk/guarantee or can be requested from LPD.



sales line: 0113 271 5151
fax: 0113 277 2728
email: sales@lpddoors.co.uk
web: www.lpdeuropadoors.com